

PRODUCT CATALOGUE 2021



INVERTER **B** RECTIFIER
MIG **B** LTRONIC™ SPOT



WELDING SINCE 1946

Over 70 years of experience in the field of welding

When João Rodrigues de Matos conceived the first welding equipment in 1946, it was far from imagining the importance and the repercussion that the Electrex brand currently has around the globe. Over 70 years, Electrex maintains a worldwide presence in the most diverse markets with great influence in the welding world. The accuracy and trust that characterize relationships with our customers are the key to seven decades of success.





OVER 70 YEARS OF EXPERIENCE

A CUSTOMER-ORIENTED BRAND



Electrex places all its commitment and effort in satisfying the needs of its customers, offering solutions that are flexible and tailored to each one. Each order is executed with the utmost care and rigor to satisfy the needs of our customers.

The most valuable resource of a company is on the people who place their commitment into the organization every day. Electrex is aware of this value and therefore strives to meet the needs of its employees by providing them with the best possible working conditions in order to maintain a healthy and motivating work environment.

HUMAN RESOURCES



SUPPLIERS



Our suppliers are key components in the great gear that is Electrex and are carefully selected, from the moment of goods ordering to products arrival in the hands of our customers. They are the suppliers that help the organization to meet deadlines and objectives, so that the products are produced quickly and with quality, meeting the demand of our customers.

IN THE FIELD OF WELDING

INNOVATION



Electrex seeks to offer its customers more and better every day, and therefore it is requested the constant search for more innovative production processes in order to develop products of high demand and quality that satisfy the needs of our customers.

Electrex is committed to keeping the planet free of pollution so that future generations can inhabit it in the same way. Electrex complies with all environmental and safety standards imposed by its competent authorities, both at European and global level.


SUSTAINABILITY



FUTURE CHALLENGES



An investment in the production area and commitment to the latest production processes are some of the challenges that Electrex proposes, so that it can offer its customers the best welding equipment available in the market. Electrex takes its work as a welding equipment manufacturer very seriously and briefly intends to diversify its export markets and consolidate its presence in the existing ones.



ELECTREX®
welding since 1946

João R. Matos S.A. reserves the right to change the technical specifications without prior notice, non-contractual images.



Management
System
ISO 9001:2015



www.tuv.com
ID 9108645664

CONTENTS

PAG. 6 Contents

MMA

PAG. 12 Inverter MMA/LIFTIG
PAG. 16 Rectifiers RCD
PAG. 18 Rectifiers RS
PAG. 22 Other equipment

TIG

PAG. 28 Inverter TIG/MMA
PAG. 32 Inverter TIG AC/DC
PAG. 36 AF TIG Coldwire

MIG/MAG

PAG. 40 Inverter MIG/MAG Multi Pulse
PAG. 42 Inverter MIG/MAG Multi Basic
PAG. 46 MIG/MAG Ltronic Synergic
PAG. 48 MIG/MAG Digit II

SPOT

PAG. 54 SPOT welding machines

PLASMA

PAG. 60 Plasma cutting machines

ACCESSORIES

PAG. 64 Consumables & Accessories
PAG. 68 Water coolers
PAG. 72 MIG/MAG accessories
PAG. 77 TIG accessories
PAG. 83 SPOT accessories
PAG. 85 OXY-FUEL accessories
PAG. 87 PLASMA accessories

PAG. 90 **ELECTREX SERVICES**



ICONOGRAPHIC GLOSSARY

	Welding inverter		Protected against overheating, overvoltage and overload to ensure great reliability
	MMA (Manual Metal Arc) - Coated electrode welding		Electronic adjustment
	Single phase input		TIG Welding (Tungsten Inert Gas)
	Three phase input		Arc-air - cutting and gouging
	Pulsed Welding - the welding current oscillates between a high and low value		Adjustment by magnetic shunt
	Current compensation to prevent sticking of the electrode to the workpiece during welding		Welding of fluxed wires without gas
	Real time MMA cycle (whenever the machine is in Hot Start, main current or Arc Force the corresponding indicator light lits).		With or without the need for protective gas bottle
	Tension adjustment to improve arc ignition		TIG welding with high frequency ignition
	Arc extinction. When the welding voltage value set by the operator is reached, the arc extinguishes automatically to improve the end of the weld.		Schuko power plug
	TIG welding with contact arc ignition		TIG spot time adjustment
	Direct Current welding (for mild and stainless steels)		Torch trigger continuously activated during welding
	Alternating current welding (for aluminum and its alloys)		Torch trigger released during welding
	Real time welding current reading on digital display		Arc length compensation for constant thermal delivery
	Real time welding voltage reading on digital display		Gas flow before ignition of the arc, which allows to start the welding with protective gas atmosphere
	Voltage Reduction Device. No load voltage reduction for use in environments with increased risk of electric shock.		Gas flow at the end of the weld to maintain gas protection during the cooling of the workpiece and the electrode avoiding oxidations
	Low weight		Memories to save and repeat welding jobs
	Integrated protection against overvoltage for secure connection to generators.		Welding of mild and stainless steels in direct current (DC) or aluminum and its alloys in alternating current (AC).
	Overheating indicator - Turns off the machine in case of overheating by overload		Square wave - TIG AC: For light alloys welding with greater penetration in thick plates.
	Forced air cooling		Sine wave - TIG AC: For welding light alloys in most applications
	High duty cycle for industrial applications		Triangular - TIG AC: For thinner plates of light alloys welding with low power

ICONOGRAPHIC GLOSSARY

	Welding current up slope		Error message - Communication failure between frontal and interface electronic boards
	Welding current down slope for crater treatment		MIG/MAG welding torch with integrated motor for welding aluminium, thin wires and long torch cables
	Coldwire		MIG/MAG welding torch with integrated motor and aluminum wire coil
	Cold wire feed handle		Inductance adjustment (fill or penetrating)
	Handle for mechanized feed coldwire		Step adjustment
	MIG/MAG semi-automatic welding machine series 6		Low heat continuous welding with less workpiece distortion and excellent gap bridging of thin plates. Great reduce of wire and energy consumption.
	Metal Inert Gas / Metal Active Gas - MIG/MAG semi-automatic welding		Resistance spot welding
	2 rolls wire motor		Digit controller allows adjustment of welding current and time in simple impulse, the time between impulses, the current, and welding time of the second impulse
	4 rolls wire motor		Digimatic controller allows automatic sequential welding
	Adjustable wire speed		Vertical movement
	Length of wire at the outlet of the torch at the end of welding		Automatic detection of mains frequency
	Equipment with integrated wire feeder		230V single-phase input
	Equipment with separated wire feeder		400V single-phase input
	HOLD function of voltage and current values after welding (2 seconds).		Lithium batteries
	Spot time adjustment in MIG		Harting input plug
	Water cooled		Accessory with anti-slip handle
	Air cooled		Plasma cutting
	Synergic welding programs		Low air pressure warning
	Error message - Lack of torch cooling water		CNC connection
	Error message - When the machine is turned on, the torch trigger is activated		Torch failure Warning











MMA
01.









MMA







Inverter MMA/LIFTIG

DC 163 DC 163 VRD	DC 203 DC 203 VRD	DC 223	DC 253	DC 323	DC 403 CEL	DC 503 CEL	DC 603 CEL
							
Pág. 12	Pág. 12	Pág. 12	Pág. 14	Pág. 14	Pág. 14	Pág. 14	Pág. 14
1x230V	1x230V	1x230V	3x400V	3x400V	3x400V	3x400V	3x400V
160A 40% 135A 60% 105A 100%	200A 40% 160A 60% 125A 100%	220A 40% 180A 60% 140A 100%	250A 50% 230A 60% 180A 100%	320A 50% 295A 60% 240A 100%	400A 50% 365A 60% 285A 100%	500A 50% 460A 60% 355A 100%	500A 50% 460A 60% 355A 100%

Rectifiers

RCD 400 DIGIT II SHIPYARD RAIL	RCD 600 DIGIT II SHIPYARD RAIL	RCD 1000 GOUGE II SHIPYARD RAIL	RSM 300	RS 300 RS 300 BIVOLTAGE	RS 400 RS 400 BIVOLTAGE	RS 500 RS 500 BIVOLTAGE	RS 600 RS 600 BIVOLTAGE
							
Pág. 16	Pág. 16	Pág. 16	Pág. 18	Pág. 18	Pág. 18	Pág. 18	Pág. 18
*3x400V	*3x400V	*3x400V	*1x220/440V	*3x400V	*3x400V	*3x400V	*3x400V
400A 60% 310A 100%	600A 60% 465A 100% MMA 850A 30% ARC-AIR	750A 60% 530A 100% MMA 1000A 35% ARC-AIR	300A 35% 230A 60% 175A 100%	320A 45% 260A 60% 190A 100%	400A 45% 345A 60% 270A 100%	500A 45% 430A 60% 340A 100%	600A 45% 520A 60% 400A 100%

Other equipments

AFFLUX 500	AFC 300	ECONOTIG	INVERPROTEK
			
Pág. 22	Pág. 24	Pág. 25	Pág. 25
1x230V	1x230V	1x230V	1x230V
400A 100%	300A 100%	-	-

*Optional input voltage under request

MMA INVERTER MMA/LIFTIG



APPLICATIONS

- › Metal workshops
- › Metallic structures
- › Solar and wind industry
- › Shipbuilding
- › Railway, Mining and Oil Industry
- › Pipelines
- › Services, repair and maintenance

INVERTER MMA/LIFTIG


- Inverters with single phase power supply for MMA and LIFTIG DC welding.
- Excellent welding properties in rutile and basic electrodes with adjustable Hot Start and Arc Force function and pulsed MMA function for overhead welding, parts with gap, or different material thicknesses improving the end of the bead.
- Arc Off function that allows you to extinguish the arc at an adjustable distance
- Contact TIG welding with pulsed option
- Compact, light and portable with handle and adjustable shoulder strap
- Low power consumption and overvoltage protection system, allowing connection to generators
- VRD option with Voltage Reduction Device - to reduce the no load voltage at machine terminals



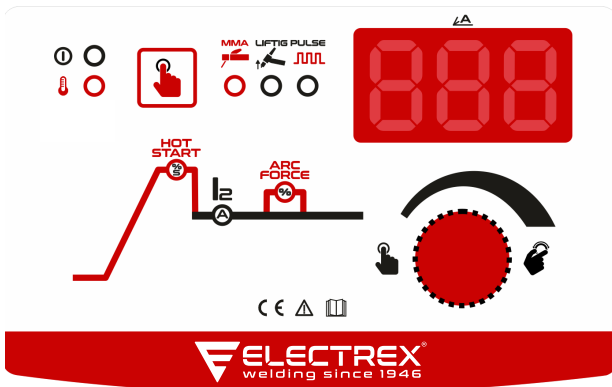
TECHNICAL DATA

		DC 163	DC 203	DC 223
Input voltage		1x230V (+/- 10%)	1x230V (+/- 10%)	1x230V (+/- 10%)
Frequency		50/60 Hz	50/60 Hz	50/60 Hz
Maximum primary current (MMA/TIG)		34/24A	43/30A	49/33A
Maximum power (MMA/TIG)		7,8/5,5 kVA	9,9/6,9 kVA	11,3/7,6 kVA
Fuse		25A	32A	32A
No-load voltage		74V	80V	63V
Welding current		10-160A	10-200A	10-220A
Duty Cycle (t=40°C 10 min)	40%	160A	200A	220A
	60%	135A	160A	180A
	100%	105A	125A	140A
Electrodes		Ø 4.0 mm	Ø 5.0 mm	Ø 5.0 mm
Protection		IP 21S	IP 21S	IP 21S
Insulation class		H	H	H
Weight		5,1kg	5,7kg	12,8kg
Dimensions (HxWxL)		240x150x320	240x150x320	360x220x440


FUNCTIONS



CONTROLLER DC 163 | 163 VRD | 203 | 203 VRD




- MMA, LIFTIG, pulsed MMA and pulsed LIFTIG welding
- VRD (Voltage Reduction Device) function available
- Adjustable Hot Start and Arc Force
- Arc OFF - Automatic arc welding extinction



► Very practical machines: compact, light and portable.



► Trolley for models DC 163, DC 203 and respective VRD versions.



► Inverter DC with Hot Start, Arc Force and pulsed MMA function for better welding results.



► Robust carrying suitcase to carry your equipment to your workplace in the best possible conditions.

MMA INVERTER MMA/LIFTIG



APPLICATIONS

- › Heavy and medium metal workshops
- › Metallic structures
- › Solar and wind industry
- › Shipbuilding
- › Railway, Mining and Oil Industry
- › Pipelines
- › Services, repair and maintenance


INVERTER MMA/LIFTIG

- Inverters with three-phase power supply for MMA and LIFTIG welding in direct current (DC).
- Excellent welding properties in rutile, basic and cellulosic electrodes with adjustable Hot Start and Arc Force function and pulsed MMA function for overhead welding, parts with gap, or different material thicknesses improving the end of the bead.
- Arc Off function that allows you to extinguish the arc at an adjustable distance
- Contact TIG welding with pulsed option
- Maximum mobility with carrying handles or integration into a trolley.
- VRD option with Voltage Reduction Device - to reduce the no load voltage at machine terminals
- Arc-Air cutting and gouging with electrodes up to 8 Ø mm (DC 503 and DC 603)

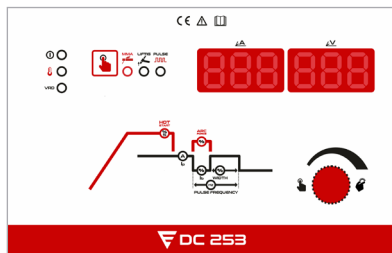


TECHNICAL DATA	DC 253	DC 323	DC 403 CEL	DC 503 CEL	DC 603 CEL	
Input voltage	3x400V (+/- 10%)	3x400V (+/- 10%)	3x400V (+/- 10%)	3x400V (+/- 10%)	3x400V (+/- 10%)	
Frequency	50/60 Hz	50/60 Hz	50/60 Hz	50/60 Hz	50/60 Hz	
Maximum primary current (MMA/TIG)	20/14A	27/21A	36/27A	44/28A	62/50A	
Maximum power (MMA/TIG)	13,9/9,7 kVA	18,7/14,5 kVA	24,9/18,7 kVA	30,5/19,4 kVA	32/25,5 kVA	
Fuse	16A	20A	32A	32A	40A	
No-load voltage	72V	80V	96V	90V	90V	
Welding current	15-250A	15-320A	15-400A	15-500A	15-600A	
Duty Cycle (t=40°C 10 min)	50%	250A	320A	400A	500A	600A
	60%	230A	295A	365A	460A	540A
	100%	180A	240A	285A	355A	420A
Electrodes	Ø 5.0 mm	Ø 6.0 mm	Ø 8.0 mm	Ø 10.0 mm	Ø 10.0 mm	
Protection	IP 21S	IP 21S	IP 21S	IP 21S	IP 21S	
Insulation class	H	H	H	H	H	
Weight (w/o trolley w/ trolley)	14kg 44,3kg	22kg 52,3kg	25,5kg 55,8kg	30,2kg 60,5kg	43,5kg 73,8kg	
Dimensions without trolley (HxWxL)	360x220x440	450x260x530	450x260x530	450x260x530	467x261x600	
Dimensions with trolley (HxWxL)	824x557x900	824x557x900	824x557x900	824x557x900	824x557x900	

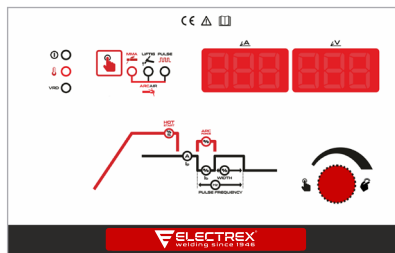
FUNCTIONS



CONTROLLER DC 223 | 253 | 323 403 CEL



CONTROLLER DC 503 CEL | 603 CEL



- Two displays for welding current and voltage
- MMA, LIFTIG, pulsed MMA and pulsed LIFTIG welding
- VRD (Voltage Reduction Device) function available
- Adjustable Hot Start and Arc Force
- Arc OFF - Automatic arc welding extinction
- Arc-Air cutting and gouging (DC 503 and DC 603)



► Inverter DC with Hot Start and Arc Force function for better welding results.



► Pulsed MMA and Liftig pulsed function for lower thermal delivery on thinner plates and greater arc control in the most demanding positions (vertical ascending).



► Models DC 403 CEL and DC 503 CEL indicated for welding with cellulosic electrodes.



► Trolley for models DC 253, DC 323, DC 403 CEL and DC 503 CEL.

MMA RCD RECTIFIERS



APPLICATIONS

- › Heavy and medium metal workshops
- › Metallic structures
- › Solar and wind industry
- › Shipbuilding
- › Railway, Mining and Oil Industry
- › Pipelines
- › Services, repair and maintenance

RECTIFIERS RCD

- Three-phase power supply rectifiers for MMA and LIFTIG welding in direct current with electronic current adjustment.
- Optimized for all types of electrodes up to 7 Ø mm (RCD 400) and up to 8 Ø mm (RCD 600 and RCD 1000) (rutile, basic, stainless, aluminum and hard facing)
- Arc-Air cutting and gouging with electrodes up to 8 Ø mm (RCD 600) and up to 12 Ø mm (RCD 1000).
- Simple and intuitive control panel with Hot Start and Arc Force adjustment and welding current and voltage reading on digital displays.
- Open Arc mode function for optimized welding of fluxed or solid wires using the AFFLUX 500 wire feeder.
- Shipyard version built with wheels and poles for ease of movement in shipyards.



TECHNICAL DATA

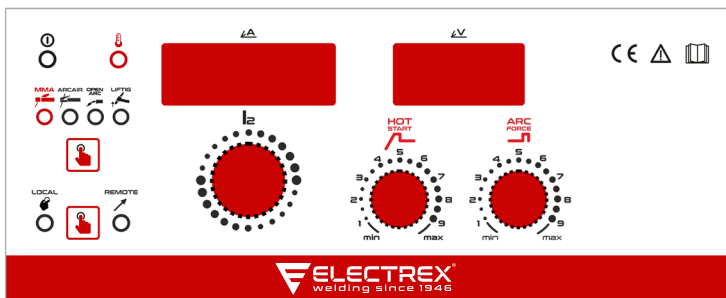
	RCD 400	RCD 600	RCD 1000
Current type	DC	DC	DC
Input voltage (MMA)	*3x400V (+/- 10%)	*3x400V (+/- 10%)	*3x400V (+/- 10%)
Power factor	cos Φ 0,98	cos Φ 0,98	cos Φ 0,98
Max. primary current (MMA)	45A	67A	84A
Maximum power (MMA)	31kVA	46kVA	58kVA
No-load voltage	76V	76V	76V
Welding current	6-400A	6-600A	15-750A
Arc-Air current	-	100-850A	350-1000A
Duty Cycle MMA (t=40°C 10 min)	60%	400A	600A
	100%	310A	465A
Duty Cycle ARC-AIR (t=40°C 10 min)	-	850A 30%	1000A 35%
	60%	600A	750A
	100%	450A	530A
Electrodes	\varnothing 7.0 mm	\varnothing 8.0 mm	\varnothing 8.0 mm
Arc-Air electrodes	-	\varnothing 8.0 mm	\varnothing 12.0 mm
Protection	IP 21S	IP 21S	IP 21S
Insulation class	H	H	H
Weight DIGIT II	168,5kg	208,5kg	258,5kg
Weight SHIPYARD	178kg	218kg	268kg
Dimensions DIGIT II	780x670x980	780x670x980	780x670x980
Dimensions SHIPYARD	780x670x980	780x670x980	780x670x980

*Optional input voltage under request

FUNCTIONS



CONTROLLER RCD 400 | RCD 600 | RCD 1000



- Two displays for welding current and voltage
- LIFTIG and MMA welding
- Adjustable Hot Start and Arc Force
- ARC-AIR function for cutting and gouging
- OPEN-ARC function for fluxed wires welding



► Shipyard version for ease of movement in shipyards.



► Models RCD 600 and RCD 1000 with ARC-AIR function for cutting and gouging with electrodes up to 12 mm \varnothing .



► Possibility of converting the rectifier into a high-performance OPEN-ARC installation without external power with AFFLUX 500.



► Rail version ideal for applications "on site", recommended for construction and shipyards

MMA RS RECTIFIERS



APPLICATIONS

- Heavy and medium metal workshops
- Metallic structures
- Solar and wind industry
- Shipbuilding
- Railway, Mining and Oil Industry
- Pipelines
- Services, repair and maintenance

RECTIFIERS RS

- Rectifier with single-phase (RSM 300) or three-phase power supply for MMA and LIFTIG welding in direct current with three-phase variable inductance.
- Optimized for all types of electrodes up to 8 Ø mm (rutile, basic, stainless, aluminum and hard facing).
- BIVOLTAGE version with voltage inverter for 230V or 400V three-phase power supply.



TECHNICAL DATA

	RSM 300	RS 300	RS 400	RS 500	RS 600	
Current type	DC	DC	DC	DC	DC	
Input voltage	1x220/440V (+/- 10%)	*3x400V (+/- 10%)	*3x400V (+/- 10%)	*3x400V (+/- 10%)	*3x400V (+/- 10%)	
Power factor	cos Φ 0,90	cos Φ 0,90	cos Φ 0,90	cos Φ 0,90	cos Φ 0,90	
Maximum primary current (230/400V)	115/57A	- /31A	- /41A	- /47A	- /57A	
Maximum power	25kVA	21kVA	28kVA	36kVA	43kVA	
No-load voltage	98V	68V	72V	72V	72V	
Welding current	40-300A	10-320A	15-400A	40-500A	55-600A	
Duty Cycle (t=40°C 10 min)	45% 60% 100%	(35%)300A 230A 175A	320A 260A 190A	400A 345A 270A	500A 430A 340A	600A 520A 400A
Electrodes	\varnothing 5.0 mm	\varnothing 6.0 mm	\varnothing 7.0 mm	\varnothing 7.0 mm	\varnothing 8.0 mm	
Arc-Air electrodes	-	-	-	-	\varnothing 8.0 mm	
Protection	IP 21S	IP 21S	IP 21S	IP 21S	IP 21S	
Insulation class	H	H	H	H	H	
Weight	120kg	119kg	125kg	160kg	170kg	
Dimensions (HxWxL)	670x560x800	670x560x800	670x560x800	790x600x970	790x600x970	

*Optional input voltage under request

FUNCTIONS



- Possibility to connect a high frequency generator, AFC 300, allowing TIG HF welding with high frequency arc ignition.



- TIG welding gas economizer equipped with protection gas solenoid valve and microswitch TIG torch connections.



- Model RS 600 with the possibility of using Arc-Air for cutting and gouging with electrodes up to 8mm \varnothing .



- Possibility of converting the rectifier into a high-performance OPEN-ARC installation without external power with AFFLUX 500.



- BIVOLTAGE version with voltage inverter for 230V or 400V three-phase power supply.



- Power tool connection socket

MMA ACCESSORIES



Referências Produtos	DC 163/163 VRD	DC 203/203 VRD	DC 223	DC 253	DC 323	DC 403 CEL	DC 503 CEL	DC 603 CEL	RCD 400 DIGIT II	RCD 600 DIGIT II	RCD 1000 DIGIT II	RSM 300	RS 300	RS 400	RS 500	RS 600
----------------------	----------------	----------------	--------	--------	--------	------------	------------	------------	------------------	------------------	-------------------	---------	--------	--------	--------	--------

WELDING CABLES

Welding cables 200A	PF109808	●	●	●	-	-	-	-	-	-	-	-	-	-	-	-
Welding cables 250A	PF109809	-	-	-	●	-	-	-	-	-	-	-	-	-	-	-
Welding cables 300A	PF109810	-	-	-	-	●	-	-	-	-	-	●	●	-	-	-
Welding cables 400A	PF109818	-	-	-	-	-	●	-	●	-	-	-	-	●	-	-
Welding cables 500A	PF109812	-	-	-	-	-	●	-	-	-	-	-	-	-	●	-
Welding cables 600A	PF109813	-	-	-	-	-	-	●	-	●	-	-	-	-	-	●
Welding cables 1000A	PF104519	-	-	-	-	-	-	-	-	-	●	-	-	-	-	-

REMOTE CONTROLS

Remote control ELECTREX RCD 400 10m	PA10ELC008110	-	-	-	-	-	-	-	●	-	-	-	-	-	-	-
Remote control ELECTREX RCD 600 10m	PA10ELG009110	-	-	-	-	-	-	-	-	●	-	-	-	-	-	-
Remote control ELECTREX RCD 1000 10m	PA10ELH012110	-	-	-	-	-	-	-	-	-	●	-	-	-	-	-

ARCAIR GOUGING TORCHES

Arcair gouging torch 600A 2m	CO7AA60017	-	-	-	-	-	●	●	-	●	-	-	-	-	-	●
Arcair gouging torch 800A 2m	CO7AA80017	-	-	-	-	-	-	-	-	-	●	-	-	-	-	-
Arcair gouging torch 600A 5m	PA101876	-	-	-	-	-	●	●	-	●	-	-	-	-	-	●
Arcair gouging torch 800A 5m	PA101877	-	-	-	-	-	-	-	-	-	●	-	-	-	-	-

FILTERS

Additional fan filter 163/203	PF109959	●	●	-	-	-	-	-	-	-	-	-	-	-	-	-
Additional fan filter 223/253	PF109963	-	-	●	●	-	-	-	-	-	-	-	-	-	-	-
Additional fan filter 323/403	PF109962	-	-	-	-	●	●	-	-	-	-	-	-	-	-	-
Additional fan filter 503/603	PF130018	-	-	-	-	-	-	●	●	-	-	-	-	-	-	-

TROLLEYS

Trolley A3 DC/TP 223/253	PA109528	-	-	●	●	-	-	-	-	-	-	-	-	-	-	-
Trolley A3 DC/TP 323/403	PA109561	-	-	-	-	●	●	-	-	-	-	-	-	-	-	-
Trolley A3 DC/TP 503/603	PA109527	-	-	-	-	-	-	●	●	-	-	-	-	-	-	-

TIG TORCHES

TIG torch ELECTREX 17V4	CC108751	●	●	●	-	-	-	-	-	-	-	-	-	-	-	-
TIG torch ELECTREX 17V8	CC108752	●	●	●	-	-	-	-	-	-	-	-	-	-	-	-
TIG torch ELECTREX 26V4	CC108120	-	●	●	●	●	●	●	●	●	●	●	●	●	●	●
TIG torch ELECTREX 26V8	CC108753	-	●	●	●	●	●	●	●	●	●	●	●	●	●	●
TIG torch ELECTREX 17-4	CC107201	●	●	●	-	-	-	-	-	-	-	-	-	-	-	-
TIG torch ELECTREX 17-8	CC107202	●	●	●	-	-	-	-	-	-	-	-	-	-	-	-
TIG torch ELECTREX 26-4	CC107203	-	●	●	●	●	●	●	●	●	●	●	●	●	●	●
TIG torch ELECTREX 26-8	CC107204	-	●	●	●	●	●	●	●	●	●	●	●	●	●	●

HIGH FREQUENCY GENERATOR

High frequency generator ELECTREX AFC 300	PA12EL002	-	-	-	-	-	-	-	●	●	●	●	●	●	●	●
---	-----------	---	---	---	---	---	---	---	---	---	---	---	---	---	---	---



Referências Produtos	DC 163/163 VRD	DC 203/203 VRD	DC 223	DC 253	DC 323	DC 403 CEL	DC 503 CEL	DC 603 CEL	RCD 400 DIGIT II	RCD 600 DIGIT II	RCD 1000 DIGIT II	RSM 300	RS 300	RS 400	RS 500	RS 600
----------------------	----------------	----------------	--------	--------	--------	------------	------------	------------	------------------	------------------	-------------------	---------	--------	--------	--------	--------

GAS REGULATORS AND ECONOMIZERS

Gas regulator ELECTREX Ar/CO2	CC104219	•	•	•	•	•	•	•	•	•	•	•	•	•	•	•
Flowmeter ELECTREX Ar/CO2	CC104224	•	•	•	•	•	•	•	•	•	•	•	•	•	•	•
Gas regulator economizer ELECTREX	CC108184	•	•	•	•	•	•	•	•	•	•	•	•	•	•	•
Gas economizer ELECTREX Econotig	PA13EL001	•	•	•	•	•	•	•	•	•	•	•	•	•	•	•

ELECTRODE OVENS

Electrode oven 5Kg	CC102467	•	•	•	-	-	-	-	-	-	-	-	-	-	-	-
Electrode oven 9Kg	CC102468	-	-	-	•	•	-	-	-	-	-	•	•	-	-	-
Electrode oven 22Kg	CC102469	-	-	-	-	-	•	•	•	•	•	-	-	•	•	•

WELDING HELMETS AND MASKS

Hand welding mask MM1010	PF109634	-	-	-	•	•	•	•	•	•	•	•	•	•	•	•
Welding helmet MC1010	PF109633	-	-	-	•	•	•	•	•	•	•	•	•	•	•	•
Flip lens welding helmet MC1010FU	PF108880	-	-	-	•	•	•	•	•	•	•	•	•	•	•	•
Welding helmet ELECTREX S 413	CC111221	•	•	•	•	•	•	•	•	•	•	•	•	•	•	•
Welding helmet ELECTREX X 413	CC111222	•	•	•	•	•	•	•	•	•	•	•	•	•	•	•

OTHER ACCESSORIES

Brush-chipping hammer	CO7PM1265250	•	•	•	-	-	-	-	-	-	-	-	-	-	-	-
Steel brush (4 row)	CO7PS1300254	-	-	-	•	•	•	•	•	•	•	•	•	•	•	•
Chipping hammer 525g	CO8PC525	-	-	-	•	•	•	•	•	•	•	•	•	•	•	•
Carrying case 42X34X25	CO6P246423425	•	•	-	-	-	-	-	-	-	-	-	-	-	-	-
Magnetic TIG torch holder	CC102968	•	•	•	•	•	•	•	•	•	•	•	•	•	•	•
Magnetic holder for electrode holder	CC109735	•	•	•	•	•	•	•	•	•	•	•	•	•	•	•

NOTE: ALL MMA ACCESSORIES AVAILABLE ON PAGE 60.

AFFLUX 500



APPLICATIONS

- Metal workshops
- Exterior of mining complexes
- Shipyards construction, repair and maintenance
- Indicated for the reconstitution of parts with great wear due to high coating rate.

AFFLUX 500

- Feeder for solid or fluxed wires welding with or without protection gas (OPEN ARC), with autonomous supply from the no load voltage of welding rectifiers.
- Easily convert your MMA welding rectifier into a high-performance OPEN ARC installation without external power, with a metal deposition rate higher than the MMA process.



TECHNICAL DATA

AFFLUX 500

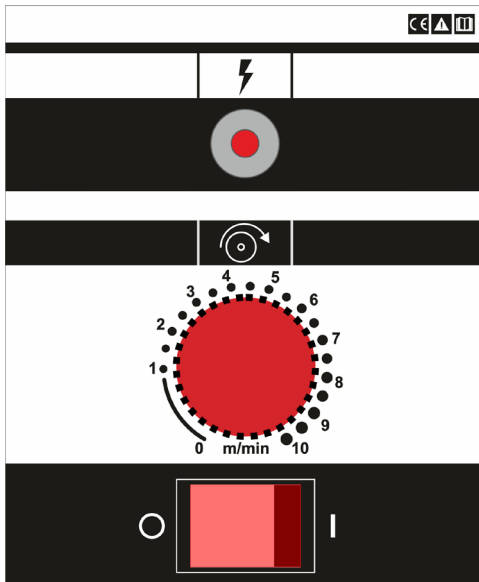
Input voltage (min-max of the power source)	5-80V (DC)
Motor power	100W
Duty Cycle	400A 100%
Wire speed	0-18m/min
Wire diameter (solid)	Ø 1,0-2,0mm
Wire diameter (fluxed)	Ø 1,6-2,8mm
Welding current (min-max of the power source)	100-500A
Weight	27kg
Dimensions (HxWxL)	670x440x750

► Include feed rolls 1,6 - 2,0mm Flux.

FUNCTIONS



CONTROLLER AFFLUX 500



- Easy to use
- Very intuitive control panel with only one knob for wire speed adjustment
- Requires no special welder training

AFFLUX 500 ACCESSORIES

Torch TBi MOG 70




60% 430A

MOG 70 CC105349

www.electrexwelding.com



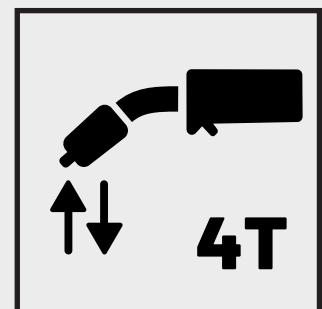
► The possibility of working without protection gas allows it to be used outdoors.



► Equipped with gas solenoid valve, allowing the connection of conventional MIG torches for welding with solid wires under gas protection.



► Allows fast and easy replacement of wire coils without the need for special tools. Equipped with 25 kg coil holder.



► 4 times automatic mode selection for better comfort in longer welds.

AFC 300



APPLICATIONS

- Suitable for connection to rectifiers, for arc ignition with high frequency in TIG.
- For DC (mild steels and stainless steels).


AFC 300

- High frequency generator for connection to welding rectifiers, allowing TIG welding with high frequency ignition.
- Equipped with solenoid valve for gas protection with post-gas regulation and connections for TIG torch with micro-switch gas or water cooled.
- Torch 2T or 4T function.

TECHNICAL DATA

	AFC 300
Input voltage	1x110/220V
Frequency	50/60Hz
Maximum primary current (110/220)	0,5/0,3A
Maximum input power	0,055/0,06kVA
Maximum welding current	300A
Duty Cycle	300A 100%
Protection	IP 21S
Insulation class	H
Weight	13,6kg
Dimensions (HxWxL)	250x325x380

FUNCTIONS



▸ TIG welding with high frequency arc ignition with your rectifier.

AFC 300 ACCESSORIES

TIG torch 17		TIG torch 26		TIG torch 18W	
DC: 35% 150A AC: 35% 105A		DC: 35% 180A AC: 35% 125A		DC: 100% 380A AC: 100% 275A	
Torch 4m	CC107201	Torch 4m	CC107203	Torch 4m	CC107205

ECONOTIG



APPLICATIONS

- Indicated for all MMA equipment with the LIFTIG option.

ECONOTIG

- TIG welding gas economizer equipped with protection gas solenoid valve and microswitch TIG torch connections.

TECHNICAL DATA

	ECONOTIG
Input voltage	1x230V
Frequency	50/60Hz
Power	12VA
Weight	1,4kg
Dimensions (HxWxL)	80x80x180

FUNCTIONS



INVERPROTEK



APPLICATIONS

- Applicable to all single-phase equipment without over-voltage protection and other single-phase power tools.

INVERPROTEK

- Overvoltage protector for connection of single-phase inverters to generators or unstable mains.

TECHNICAL DATA

	INVERPROTEK
Input voltage	1x230V
Weight	1kg
Dimensions (HxWxL)	100x80x160










 **TIG**
02.





TIG



Inverter TIG DC

TP 163	TP 203	TP 223	TP 253	TP 323	TP 403	TP 503
						
Pág. 28	Pág. 28	Pág. 28	Pág. 30	Pág. 30	Pág. 30	Pág. 30
1x230V	1x230V	1x230V	3x400V	3x400V	3x400V	3x400V
160A 40% 135A 60% 105A 100%	200A 40% 160A 60% 125A 100%	220A 40% 180A 60% 140A 100%	250A 50% 230A 60% 180A 100%	320A 50% 295A 60% 240A 100%	400A 50% 365A 60% 285A 100%	500A 50% 460A 60% 355A 100%

Inverter TIG AC/DC

TP 203 AC/DC	TP 323 AC/DC	TP 403 AC/DC	TP 503 AC/DC
			
Pág. 32	Pág. 32	Pág. 32	Pág. 32
1x230V	3x400V	3x400V	3x400V
200A 40% 165A 60% 130A 100%	320A 60% 250A 100%	400A 60% 310A 100%	500A 60% 390A 100%

Cold wire feeders TIG

AF TIG COLDWIRE



Pág. 36

1x230V

TIG INVERTER TIG HF DC PULSE



APPLICATIONS

- › Chemical and paper industry
- › Tanks construction
- › Tubes and plumbing
- › Urban furniture
- › Solar and wind industry
- › Food industry

INVERTER TIG HF DC PULSE


- Inverters with single-phase power input for TIG and MMA welding in direct current (DC).
- Dynamics function for constant thermal delivery and SPOT for timed welding.
- A professional TIG machine with all welding parameters adjustable. Pre-gas, post-gas, initial and final current, up and down ramps, pulsed adjustment (width and frequency).
- Models with 20 memories to memorize welding programs.
- TIG with contact ignition or high frequency and pulsed TIG function.
- Suitable for all demanding TIG welders, professionals or beginners
- Excellent welding properties in basic and rutile electrodes with adjustable Hot Start and Arc Force function and pulsed MMA function.



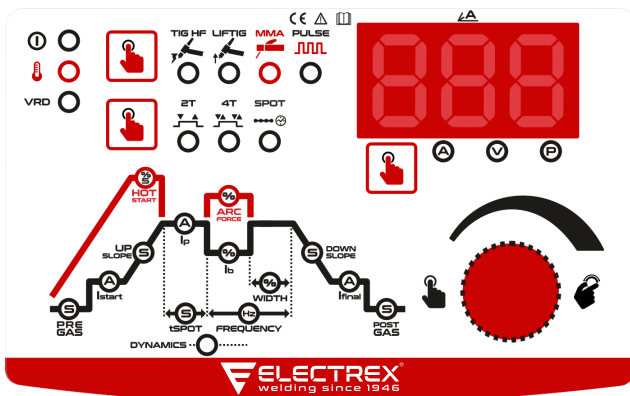
TECHNICAL DATA

	TP 163	TP 203	TP 223
Input voltage	1x230V (+/- 10%)	1x230V (+/- 10%)	1x230V (+/- 10%)
Frequency	50/60 Hz	50/60 Hz	50/60 Hz
Maximum primary current (MMA/TIG)	34/24A	43/30A	53/35A
Maximum power (MMA/TIG)	7,8/5,5 kVA	9,9/6,9 kVA	12,2/8,1 kVA
Fuse	25A	32A	35A
No-load voltage	74V	80V	63V
Welding current	10-160A	10-200A	10-220A
Duty Cycle (t=40°C 10 min)	40%	60%	100%
	160A	135A	105A
	200A	160A	125A
	220A	180A	140A
Electrodes	Ø 4.0 mm	Ø 5.0 mm	Ø 5.0 mm
Protection	IP 21S	IP 21S	IP 21S
Insulation class	H	H	H
Weight	7kg	7,6kg	14,2kg
Dimensions (HxWxL)	240x150x390	240x150x390	360x220x450

FUNCTIONS



CONTROLLER TP 163 | TP 203



- TIG HF DC PULSED welding
- Dynamics function
- Spot function for timed welding
- High frequency or contact ignition
- Pulsed TIG welding with all adjustable parameters
- 20 memories to memorize welding programs.
- Adjustable Hot Start and Arc Force function and Pulsed MMA



► Trolley for models TP 163 and TP 203, to easy movement, with or without cooler and gas bottle.



► Dynamics function for constant thermal delivery and SPOT for timed welding.



► Inverter DC with Hot Start, Arc Force and pulsed MMA function for better welding results.



► Robust carrying suitcase to carry your equipment to your workplace in the best possible conditions.

TIG INVERTER TIG HF DC PULSE



APPLICATIONS

- › Chemical and paper industry
- › Tanks construction
- › Tubes and plumbing
- › Urban furniture
- › Solar and wind industry
- › Food industry

INVERTER TIG HF DC PULSE


- Inverters with three-phase power input for TIG and MMA welding in direct current (DC).
- Dynamics function for constant thermal delivery and SPOT for timed welding.
- A professional TIG machine with all welding parameters adjustable. Pre-gas, post-gas, initial and final current, up and down ramps, pulsed adjustment (balance and frequency).
- Possibility of integration in trolley with or without cooling module.
- Models with 20 memories to memorize welding programs.
- TIG with contact ignition or high frequency and pulsed TIG function.
- Suitable for all demanding TIG welders, professionals or beginners
- Excellent welding properties in basic and rutile electrodes with adjustable Hot Start and Arc Force function and pulsed MMA function.



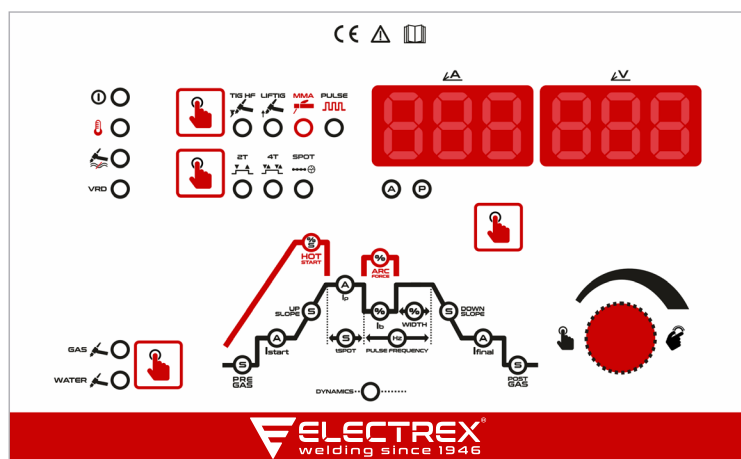
TECHNICAL DATA

	TP 253	TP 323	TP 403	TP 503	
Input voltage	3x400V (+/- 10%)	3x400V (+/- 10%)	3x400V (+/- 10%)	3x400V (+/- 10%)	
Frequency	50/60 Hz	50/60 Hz	50/60 Hz	50/60 Hz	
Maximum primary current (MMA/TIG)	20/14A	27/21A	36/27A	44/28A	
Maximum power (MMA/TIG)	13,9/9,7 kVA	18,7/14,5 kVA	24,9/18,7 kVA	30,5/19,4 kVA	
Fuse	16A	20A	32A	32A	
No-load voltage	72V	80V	96V	90V	
Welding current	15-250A	15-320A	15-400A	15-500A	
Duty Cycle (t=40°C 10 min)	50%	250A	320A	400A	500A
	60%	230A	295A	365A	460A
	100%	180A	240A	285A	355A
Electrodes	Ø 5.0 mm	Ø 6.0 mm	Ø 8.0 mm	Ø 10.0 mm	
Protection	IP 21S	IP 21S	IP 21S	IP 21S	
Insulation class	H	H	H	H	
Weight	15kg	25kg	28,5kg	30,2kg	
Weight w/ trolley	47,3kg	55,3kg	58,8kg	60,5kg	
Weight with trolley + cooler	56kg	64kg	67,5kg	69,2kg	
Dimensions without trolley (HxWxL)	360x220x450	450x260x530	450x260x530	450x260x530	
Dimensions with trolley (HxWxL)	824x557x900	824x557x900	824x557x900	824x557x900	

FUNCTIONS




CONTROLLER TP 223 | 253 | 323 | 403 | 503



- TIG HF DC PULSED welding
- Dynamics function
- Spot function for timed welding
- High frequency or contact ignition
- Pulsed TIG welding with all adjustable parameters
- 20 memories to memorize welding programs.
- Adjustable Hot Start and Arc Force function and Pulsed MMA



► Maximum mobility assured by carrying handle or integration into a trolley with cooling module or drawer.



► Dynamics function for constant thermal delivery.



► Spot function for timed welding



► Equipment with 20 programmable working memories to memorize welding jobs.

TIG INVERTER TIG HF AC/DC PULSE




APPLICATIONS

- › Aluminium workshops
- › Chemical and paper industry
- › Tanks construction
- › Tubes and plumbing
- › Urban furniture
- › Solar and wind industry
- › Food industry

INVERTER TIG HF AC/DC PULSE

- Inverters with single or three-phase power input for TIG and MMA welding in direct current (DC) or AC current (AC).
- The complete machine for all materials, allowing excellent properties and welding results in AC mode - for welding aluminum and light alloys, or DC - for welding carbon steels, stainless steels and other ferrous metals.
- Models with 9 memories to memorize welding programs.
- Maximum mobility assured by carrying handle or integration into a trolley with cooling module or drawer.
- Suitable for all demanding TIG welders, professionals or beginners who also needs to weld aluminum and light alloys

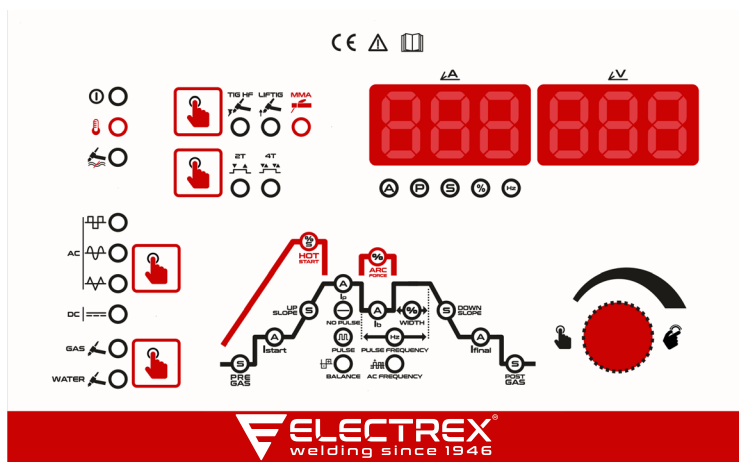


TECHNICAL DATA	TP 203 AC/DC	TP 323 AC/DC	TP 403 AC/DC	TP 503 AC/DC
Input voltage	1x230V (+/- 10%)	3x400V (+/- 10%)	3x400V (+/- 10%)	3x400V (+/- 10%)
Frequency	50/60 Hz	50/60 Hz	50/60 Hz	50/60 Hz
Maximum primary current (MMA/TIG)	AC 44/33A DC 48/35A	AC 20/19A DC 27/19A	AC 34/27A DC 33/24,5A	AC 44/37A DC 46/41A
Maximum power (MMA/TIG)	AC 10,1/7,6kVA DC 11/8,1kVA	AC 17,3/13,2kVA DC 18,7/13,2kVA	AC 23,6/18,7kVA DC 22,9/17kVA	AC 30,5/25,6kVA DC 31,9/28,4kVA
Fuse	32A	25A	32A	40A
No-load voltage	70V	72V	72V	80V
Welding current	5-200A	10-320A	10-400A	10-500A
Duty Cycle (t=40°C 10 min)	40%	200A	-	-
	60%	165A	320A	400A
	100%	130A	250A	310A
Electrodes	Ø 4.0 mm	Ø 8.0 mm	Ø 8.0 mm	Ø 10.0 mm
Protection	IP 21S	IP 21S	IP 21S	IP 21S
Insulation class	H	H	H	H
Weight	16kg	54,5kg	56kg	62kg
Weight w/ trolley	55,3kg	84,8kg	86,3kg	92,3kg
Weight with trolley + cooler	64kg	93,5kg	95kg	101kg
Dimensions without trolley (HxWxD)	360x220x500	480x260x660	480x260x660	480x260x660
Dimensions with trolley (HxWxD)	824x557x900	880x557x966	880x557x966	880x557x966

FUNCTIONS



CONTROLLER TP 203 AC/DC | TP 323 AC/DC TP 403 AC/DC | TP 503 AC/DC




- HF AC/DC TIG welding
- Pulsed TIG welding with all adjustable parameters
- Width adjustment for cleaning or penetration
- AC Frequency Adjustment
- 9 programable work memories.
- Adjustable Hot Start and Arc Force function



► Maximum mobility assured by carrying handle or integration into a trolley with cooling module or drawer.



► Equipment with 9 programmable working memories to memorize welding jobs.



► Equipment with selection of square wave, sine wave and triangular wave.



► Wireless remote control and pedal option

TIG ACCESSORIES INVERTER TIG HF DC & AC/DC PULSE



Product Reference	Inverter TP 163	Inverter TP 203	Inverter TP 223	Inverter TP 253	Inverter TP 323	Inverter TP 403	Inverter TP 503	Inverter TP 203 AC/DC	Inverter TP 323 AC/DC	Inverter TP 403 AC/DC	Inverter TP 503 AC/DC
-------------------	-----------------	-----------------	-----------------	-----------------	-----------------	-----------------	-----------------	-----------------------	-----------------------	-----------------------	-----------------------

WELDING CABLES

Welding cables 200A	PF109808	●	●	●	-	-	-	-	●	-	-
Welding cables 250A	PF109809	-	-	-	●	-	-	-	-	-	-
Welding cables 300A	PF109810	-	-	-	-	●	-	-	●	-	-
Welding cables 400A	PF109818	-	-	-	-	-	●	-	-	●	-
Welding cables 500A	PF109812	-	-	-	-	-	-	●	-	-	●

FILTERS

Additional fan filter TP 163/203	PF109959	●	●	-	-	-	-	-	-	-	-
Additional fan filter TP 223/253 e TP 203 AC/DC	PF109963	-	-	●	●	-	-	●	-	-	-
Additional fan filter TP 323/403	PF109962	-	-	-	-	●	●	-	-	-	-
Additional fan filter TP 503	PF130018	-	-	-	-	-	●	-	-	-	-
Additional fan filter TP 323/403 AC/DC	PF109964	-	-	-	-	-	-	-	●	●	-
Additional fan filter TP 503 AC/DC	PF130019	-	-	-	-	-	-	-	-	-	●

TROLLEYS

Trolley A0 TP 163/203	PA130085	●	●	-	-	-	-	-	-	-	-
Trolley A3 TP 223/253	PA109528	-	-	●	●	-	-	-	-	-	-
Trolley A3 W TP 223/253	PA109359	-	-	●	●	-	-	-	-	-	-
Trolley A3 TP 323/403/503	PA109561	-	-	-	-	●	●	-	-	-	-
Trolley A3 W TP 323/403/503	PA109560	-	-	-	-	●	●	-	-	-	-
Trolley A3 TP 503	PA109527	-	-	-	-	-	-	●	-	-	-
Trolley A3 W TP 503	PA109526	-	-	-	-	-	-	●	-	-	-
Trolley A3 TP 203 AC/DC	PA109525	-	-	-	-	-	-	-	●	-	-
Trolley A3 W TP 203 AC/DC	PA109524	-	-	-	-	-	-	-	●	-	-
Trolley A3 TP 323/403 AC/DC	PA109527	-	-	-	-	-	-	-	-	●	●
Trolley A3 W TP 323/403 AC/DC	PA109526	-	-	-	-	-	-	-	-	●	●
Trolley A3 TP 503 AC/DC	PA109610	-	-	-	-	-	-	-	-	-	●
Trolley A3 W TP 503 AC/DC	PA109218	-	-	-	-	-	-	-	-	-	●

TIG TORCHES

TIG torch ELECTREX 9-4	CC107200	●	-	-	-	-	-	-	-	-	-
TIG torch ELECTREX 9-8	CC108121	●	-	-	-	-	-	-	-	-	-
TIG torch ELECTREX 17-4	CC107201	●	-	-	-	-	-	-	-	-	-
TIG torch ELECTREX 17-8	CC107202	●	-	-	-	-	-	-	-	-	-
TIG torch ELECTREX 26-4	CC107203	-	●	●	●	●	●	●	●	●	●
TIG torch ELECTREX 26-8	CC107204	-	●	●	●	●	●	●	●	●	●
TIG torch ELECTREX 18W-4	CC107205	-	●	●	●	●	●	●	●	●	●
TIG torch ELECTREX 18W-8	CC107206	-	●	●	●	●	●	●	●	●	●

TIG ACCESSORIES INVERTER TIG HF DC & AC/DC PULSE



Product Reference	Inverter TP 163	Inverter TP 203	Inverter TP 223	Inverter TP 253	Inverter TP 323	Inverter TP 403	Inverter TP 503	Inverter TP 203 AC/DC	Inverter TP 323 AC/DC	Inverter TP 403 AC/DC	Inverter TP 503 AC/DC
-------------------	-----------------	-----------------	-----------------	-----------------	-----------------	-----------------	-----------------	-----------------------	-----------------------	-----------------------	-----------------------

COOLERS

Water cooler ELECTREX Frigomix S3 V	PA11EL023	-	•	-	-	-	-	-	-	-	-
-------------------------------------	-----------	---	---	---	---	---	---	---	---	---	---

FOOT PEDALS AND REMOTE CONTROLS

Wireless remote control	PA130006	-	-	-	-	-	-	•	•	•	•
Wireless foot pedal remote control	PA130005	-	-	-	-	-	-	•	•	•	•
Foot pedal remote control 3m	PF130043	•	•	•	•	•	•	•	•	•	•

GAS REGULATORS AND ECONOMIZERS

Gas regulator ELECTREX Ar/CO2	CC104219	•	•	•	•	•	•	•	•	•	•
Flowmeter ELECTREX Ar/CO2	CC104224	•	•	•	•	•	•	•	•	•	•
Gas regulator economizer ELECTREX	CC108184	•	•	•	•	•	•	•	•	•	•

WELDING HELMETS AND MASKS

Welding helmet ELECTREX S 413	CC111221	•	•	•	•	•	•	•	•	•	•
Welding helmet ELECTREX X 413	CC111222	•	•	•	•	•	•	•	•	•	•

OTHER ACCESSORIES

Steel brush (4 row)	CO7PS1300254	•	•	•	•	•	•	•	•	•	•
Chipping hammer 525g	CO8PC525	•	•	•	•	•	•	•	•	•	•
Carrying case TP 163/203	CO107023	•	•	-	-	-	-	-	-	-	-
Magnetic TIG torch holder	CC102968	•	•	•	•	•	•	•	•	•	•

NOTE: ALL TIG ACCESSORIES AVAILABLE ON PAGE 73.

TIG COLDWIRE




APPLICATIONS

- Mild steels, stainless steels, aluminum, titanium wire from 0.8 to 1.2mm in 5kg, 15kg or large packages
- Use of wire coils for material addition instead of addition rods.

AF TIG COLDWIRE

- TIG welding feeder that allows the addition of wire in the TIG welding bead intermittently or continuously.
- Increased productivity and weld quality due to constant wire addition.
- Reduction of costs without waste of addition material.
- Usable in all welding applications TIG manual, automatic and orbital thin or thick plate, piping, recharge.



TECHNICAL DATA

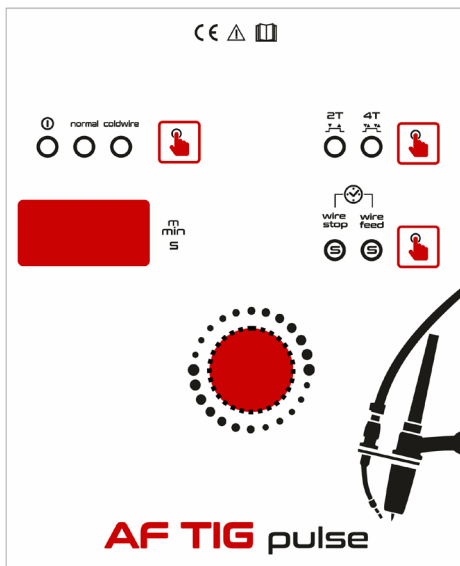
		TIG COLDWIRE
Input voltage (min-max of the power source)		1x230V (+/- 10%)
Frequency		50/60Hz
Maximum primary current		1A
Motor power		50W
Duty Cycle (t=40°C 10 min)	60%	250A
	100%	200A
Feed rolls		4
Wire coil		5/15/150kg
Wire speed		0,5-10m/min
Wire diameter	Steel/Stainless steel	Ø 0,8-1,2mm
	Light alloys	Ø 0,8-1,2mm
	Fluxed wire	Ø 0,9-1,2mm
Weight		19kg
Dimensions (HxWxL)		540x290x720

► Include feed rolls 1,0 - 1,2mm Fe.

FUNCTIONS



CONTROLLER AF TIG COLDWIRE




- Adaptable to all TIG machines
- 2T/4T Function
- Constant or intermittent wire addition



► Significant material waste reduction and higher quality and productivity due to fast and consistent addition.

ACCESSORIES



ACCESSORIES

	Product Reference	AF TIG Coldwire	AF TIG Coldwire W
Remote control AF Tig Coldwire 10m	PA10ELF016110	•	•
TIG torch ELECTREX 26-4 Coldwire	PA107921	•	-
TIG torch ELECTREX 18W-4 Coldwire	PA107922	-	•
Mechanized wire feeding handle	PF108739	•	•
Manual wire feeding handle	PF101366	•	•
Coldwire contact tip 0,8-1,0mm	CC107064	•	•
Coldwire contact tip 1,2-1,6mm	CC107065	•	•
Coldwire wire feeding set for torches 17/26/18	CC2G05A19CW00	•	•



MIG/MAG

03.

MIG/MAG



MIG/MAG Inverter

MULTI PULSE MIG 303 C/CW MULTI PULSE MIG 303 M/MW MULTI BASIC MINIMIG 203 C MULTI BASIC MONOMIG 203 C MULTI BASIC MIG 303 C/CW MULTI BASIC MIG 303 M/MW MULTI BASIC MIG 403 C/CW MULTI BASIC MIG 403 M/MW MULTI BASIC MIG 503 C/CW MULTI BASIC MIG 503 M/MW



Pág. 40	Pág. 40	Pág. 42	Pág. 42	Pág. 42	Pág. 42	Pág. 42	Pág. 42	Pág. 42	Pág. 42
3x400V	3x400V	1x230V	1x230V	3x400V	3x400V	3x400V	3x400V	3x400V	3x400V
300A 80% 270A 100%	300A 80% 270A 100%	200A 40% 170A 60% 140A 100%	200A 40% 170A 60% 140A 100%	300A 50% 275A 60% 210A 100%	300A 50% 275A 60% 210A 100%	400A 50% 365A 60% 280A 100%	400A 50% 365A 60% 280A 100%	500A 50% 455A 60% 350A 100%	500A 50% 455A 60% 350A 100%

MIG/MAG Ltronic Synergic

LTRONIC SYNERGIC MIG 356 C LTRONIC SYNERGIC MIG 356 M/MW LTRONIC SYNERGIC MIG 456 C LTRONIC SYNERGIC MIG 456 M/MW LTRONIC SYNERGIC MIG 556 C LTRONIC SYNERGIC MIG 556 M/MW



Pág. 46	Pág. 46	Pág. 46	Pág. 46	Pág. 46	Pág. 46
3x400V	3x400V	3x400V	3x400V	3x400V	3x400V
300A 50% 275A 60% 215A 100%	300A 50% 275A 60% 215A 100%	400A 50% 365A 60% 280A 100%	400A 50% 365A 60% 280A 100%	500A 50% 455A 60% 355A 100%	500A 50% 455A 60% 355A 100%

MIG/MAG Digit II Compact

MONOMIG 176 C MONOMIG 256 C MIG 256 C DIGIT II MIG 256 C SYN II MIG 296 C MIG 306 C MIG 356 C MIG 406 C DIGIT II MIG 406 C SYN II



Pág. 48	Pág. 48	Pág. 48	Pág. 48	Pág. 48	Pág. 48	Pág. 48
1x230V	1x230V	3x400V	3x400V	3x400V	3x400V	3x400V
160A 20% 120A 60% 80A 100%	230A 20% 130A 60% 100A 100%	230A 35% 180A 60% 130A 100%	280A 35% 210A 60% 170A 100%	280A 35% 210A 60% 170A 100%	300A 60% 230A 100%	350A 60% 270A 100%

MIG/MAG Digit II Modular

MIG 306 M MIG 356 M MIG 406 M/MW MIG 506 M/MW MIG 656 MW



Pág. 48	Pág. 48	Pág. 48	Pág. 48	Pág. 48
3x400V	3x400V	3x400V	3x400V	3x400V
280A 35% 210A 60% 170A 100%	300A 60% 230A 100%	350A 60% 270A 100%	450A 60% 350A 100%	600A 60% 460A 100%

MIG INVERTER MULTI PULSE



MULTI PROCESS




APPLICATIONS

- Heavy and medium metal workshops
- Metallic structures
- Solar and wind industry
- Shipbuilding and offshore
- Automobile industry
- Aerospace, railway, mining and oil industry
- Pipelines
- Services, repair and maintenance

MIG INVERTER MULTI PULSE

- Three-phase MIG/MAG pulsed synergic and multi-process inverter for MIG/MAG, LIFTIG and MMA welding.
- Robust equipment for industrial use.
- Compact and modular equipment for easy displacement and cooling unit option.
- Models with synergic welding programs for mild steels, stainless steels and aluminum.
- Electronic inductance adjustment for filling or penetration welds.
- Excellent arc ignition for jobs with wire from 0.6 to 1.2 Ø mm (solid) and 0.9 to 1.6 (fluxed).



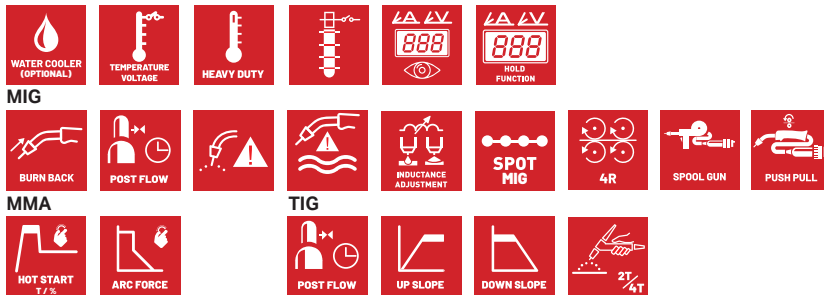
TECHNICAL DATA

MIG 303 C/M

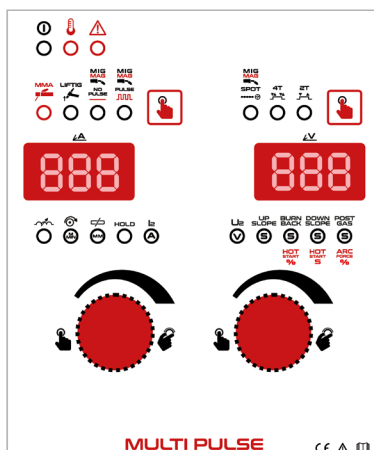
Input voltage		3x400V (+/- 10%)
Frequency		50/60 Hz
Maximum primary current (MIG/MMA/TIG)		24A/26A/19A
Maximum power (MIG/MMA/TIG)		16,4/17,8/13,2kVA
No-load voltage		95V
Current regulation (MMA/TIG)		30-300A
Duty Cycle (t=40°C 10 min)	80%	300A
	100%	270A
Wire diameter (Solid/fluxed)*		Ø 0,6-1,2/0,9-1,6mm
No. Feed Rolls - Motor Power		4R - 75W w/ encoder
Wire speed		1,4-18,1 m/min
Post-gas time		0-10 Seg.
Protection		IP 21S
Insulation class		H
Weight without cooler		79,3kg/97,9kg
Weight with cooler		87,5kg/107,6kg
Dimensions without cooler (HxWxL)	Compact	723x557x980
	Modular	1380x560x1010
Dimensions with cooler (HxWxL)	Compact	1110x557x980
	Modular	1380x560x1010

* Equipment supplied with 1,0mm - 1,2mm feed rolls


FUNCTIONS




CONTROLLER MIG INVERTER MULTI PULSE



- Pulsed MIG/MAG welding
- Multi-process equipment
- HOLD function
- 2T/4T Function
- Spot MIG/MAG welding
- Hot Start and Arc Force in MMA welding
- Up Slope, Down Slope and Post Gas in TIG welding



► Multi-Process machines, MIG/MAG, TIG and MMA welding, all on the same equipment.



► Due to its different transfer methods, Short Circuit, Globular 100% CO₂, Spray Arc and Pulsed, this equipment allows superior welding results.



► Electronic inductance adjustment for filling or penetration welds.

MIG INVERTER MULTI BASIC



MULTI PROCESS



APPLICATIONS

- Heavy and medium metal workshops
- Metallic structures
- Solar and wind industry
- Shipbuilding and offshore
- Automobile industry
- Aerospace, railway, mining and oil industry
- Pipelines
- Services, repair and maintenance

MIG INVERTER MULTI BASIC

- Single-phase or three-phase inverter for MIG/MAG welding with separated or integrated wire feeder, coated electrode MMA and LIFTIG welding in direct current.
- Compact and modular equipment for easy displacement and cooling unit option.
- Two displays for simultaneous reading of welding current and voltage and HOLD function.
- Electronic inductance adjustment for filling or penetration welds.
- Excellent arc ignition for jobs with wire from 0.6 to 1.2 Ø mm (solid) and 0.9 to 1.6 (fluxed).

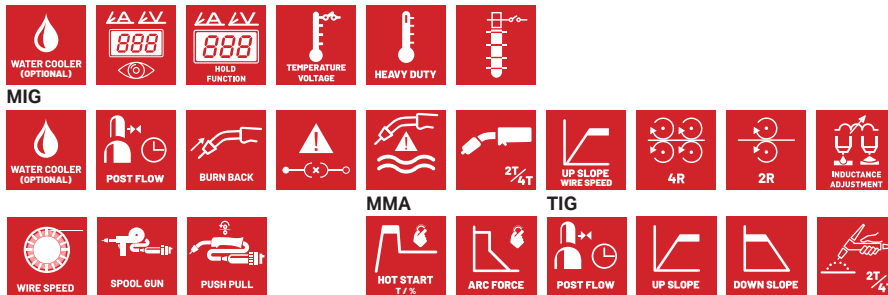


TECHNICAL DATA

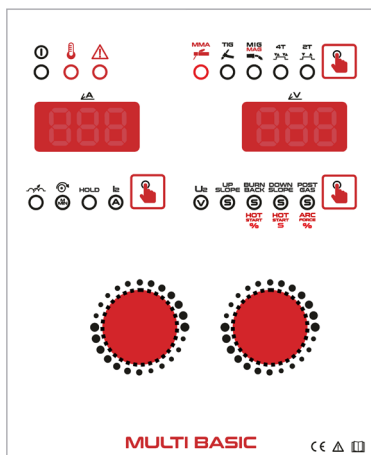
		MINIMIG 203 C	MONOMIG 203 C	MIG 303 C/M	MIG 403 C/M	MIG 503 C/M
Input voltage		1x230V (+/- 10%)	1x230V (+/- 10%)	3x400V (+/- 10%)	3x400V (+/- 10%)	3x400V (+/- 10%)
Frequency		50/60 Hz	50/60 Hz	50/60 Hz	50/60 Hz	50/60 Hz
Maximum primary current (MIG/MMA/TIG)		37A/44A/30A	37A/44A/30A	23A/25A/20A	32A/35A/27A	42A/45A/36A
Maximum power (MIG/MMA/TIG)		8,5kVA/10,2kVA/6,9kVA	8,5kVA/10,2kVA/6,9kVA	15,9/17,3/13,8kVA	22,1/24,2/18,6kVA	29/31,1/24,8kVA
No-load voltage		92V	92V	90V	90V	90V
Current regulation (MMA/TIG)		10-200A	10-200A	15-300A	15-400A	20-500A
Duty Cycle (t=40°C 10 min)	50%	(40%) 200A	(40%) 200A	300A	400A	500A
	60%	170A	170A	275A	365A	455A
	100%	140A	140A	210A	280A	350A
Wire diameter (Solid/fluxed)mm*		Ø 0,6-1,0/0,9-1,0	Ø 0,6-1,0/0,9-1,0	Ø 0,6-1,2/0,9-1,6	Ø 0,8-1,6/0,9-2,4	Ø 0,8-1,6/0,9-2,4
No. Feed Rolls - Motor Power		2R - 50W	2R - 50W	4R - 50W	4R - 50W	4R - 75W
Wire speed		0,5-22 m/min	0,5-22 m/min	0,5-22 m/min	0,5-22 m/min	0,5-22 m/min
Spot welding time		-	-	0-10 Seg.	0-10 Seg.	0-10 Seg.
Post-gas time		0-10 Seg.	0-10 Seg.	0-10 Seg.	0-10 Seg.	0-10 Seg.
Protection		IP 21S	IP 21S	IP 21S	IP 21S	IP 21S
Insulation class		H	H	H	H	H
Weight without cooler		20kg	27,5kg	65kg/80kg	67kg/82kg	85kg/100kg
Weight with cooler		-	-	80,7kg/95,7kg	82,7kg/97,7kg	100,7kg/115,7kg
Dimensions without cooler (HxWxL)	Compact Modular	380x270x540	620x250x730	723x557x980 1380x560x1010	723x557x980 1380x560x1010	723x557x980 1380x560x1010
Dimensions with cooler (HxWxL)	Compact Modular	-	-	1110x557x980 1380x560x1010	1110x557x980 1380x560x1010	1110x557x980 1380x560x1010

* MINIMIG/MONOMIG 203 C, MIG 303 C/M supplied with 0,8mm - 1,0mm
* MIG 403/503 Compact and Modular supplied with 1,0mm - 1,2mm feed rolls

FUNCTIONS



CONTROLLER MIG INVERTER MULTI BASIC



- Multi-process equipment
- HOLD function
- 2T/4T Function
- Hot Start and Arc Force in MMA welding
- Up Slope, Down Slope and Post Gas in TIG welding



► Multi-Process machines, MIG/MAG, TIG and MMA welding, all on the same equipment.



► Electronic inductance adjustment for filling or penetration welds.

MIG INVERTER MULTI PULSE & MULTI BASIC



MIG MULTI PULSE

MIG MULTI BASIC

Product Reference	MIG MULTI PULSE				MIG MULTI BASIC												
	MIG 303 C Multi Pulse	MIG 303 CW Multi Pulse	MIG 303 M Multi Pulse	MIG 303 MW Multi Pulse	MINIMIG 203 C Multi Basic	MONOMIG 203 C Multi Basic	MIG 303 C Multi Basic	MIG 303 CW Multi Basic	MIG 303 M Multi Basic	MIG 303 MW Multi Basic	MIG 403 C Multi Basic	MIG 403 CW Multi Basic	MIG 403 M Multi Basic	MIG 403 MW Multi Basic	MIG 503 C Multi Basic	MIG 503 CW Multi Basic	MIG 503 M Multi Basic

EQUIPMENT/WIRE FEEDERS

Inverter MIG 303 C Multi Pulse without accessories	PA23ELM016	●	●	-	-	-	-	-	-	-	-	-	-	-	-	-	-	-	-
Power source 303 M Multi Pulse	PA24ELM007	-	-	●	●	-	-	-	-	-	-	-	-	-	-	-	-	-	-
Wire feeder ELECTREX AF 73 Multi Pulse	PA08EL061P	-	-	●	-	-	-	-	-	-	-	-	-	-	-	-	-	-	-
Wire feeder ELECTREX AF 73 W Multi Pulse	PA08EL062Q	-	-	-	●	-	-	-	-	-	-	-	-	-	-	-	-	-	-
Inverter MIG 303 C Multi Basic without accessories	PA23ELM013	-	-	-	-	-	●	●	-	-	-	-	-	-	-	-	-	-	-
Power source 303 M Multi Basic	PA24ELM001	-	-	-	-	-	-	-	●	●	-	-	-	-	-	-	-	-	-
Inverter MIG 403 C Multi Basic without accessories	PA23ELO014	-	-	-	-	-	-	-	-	-	●	●	-	-	-	-	-	-	-
Power source 403 M Multi Basic	PA24ELO003	-	-	-	-	-	-	-	-	-	-	-	●	●	-	-	-	-	-
Inverter MIG 503 C Multi Basic without accessories	PA23ELU015	-	-	-	-	-	-	-	-	-	-	-	-	-	●	●	-	-	-
Power source 503 M Multi Basic	PA24ELU005	-	-	-	-	-	-	-	-	-	-	-	-	-	-	-	●	●	-
Wire feeder AF 53 Multi Basic	PA08EL054O	-	-	-	-	-	-	-	●	-	-	-	●	-	-	-	-	-	-
Wire feeder AF 53 W Multi Basic	PA08EL055R	-	-	-	-	-	-	-	-	●	-	-	-	●	-	-	-	-	-
Wire feeder AF 73 Multi Basic	PA08EL056P	-	-	-	-	-	-	-	-	-	-	-	-	-	-	-	-	●	-
Wire feeder AF 73 W Multi Basic	PA08EL057Q	-	-	-	-	-	-	-	-	-	-	-	-	-	-	-	-	-	●

TROLLEYS

Trolley A3 MP C	PA130528	●	-	-	-	-	-	●	-	-	-	●	-	-	-	●	-	-	-
Trolley A3 MP CW	PA109526	-	●	-	-	-	-	-	●	-	-	-	●	-	-	-	●	-	-
Trolley A3 MP M	PA109803	-	-	●	-	-	-	-	-	●	-	-	-	●	-	-	-	●	-
Trolley A3 MPW M	PA130028	-	-	-	●	-	-	-	-	-	●	-	-	-	●	-	-	-	●
Trolley A0 MONOMIG 203 C	PA130356	-	-	-	-	-	●	-	-	-	-	-	-	-	-	-	-	-	-

CONNECTING CABLES

Connecting cable MIG 303/403 5m	PA130029	-	-	●	-	-	-	●	-	-	-	●	-	-	-	-	-	-	-
Connecting cable MIG 303/403 W 5m	PA130030	-	-	-	●	-	-	-	●	-	-	-	●	-	-	-	-	-	-
Connecting cable MIG 303/403 10m	PA130035	-	-	●	-	-	-	●	-	-	-	●	-	-	-	-	-	-	-
Connecting cable MIG 303/403 W 10m	PA130036	-	-	-	●	-	-	-	●	-	-	-	●	-	-	-	-	-	-
Connecting cable MIG 503 5m	PA130031	-	-	-	-	-	-	-	-	-	-	-	-	-	●	-	●	-	-
Connecting cable MIG 503 W 5m	PA130032	-	-	-	-	-	-	-	-	-	-	-	-	-	-	●	-	●	-
Connecting cable MIG 503 10m	PA130037	-	-	-	-	-	-	-	-	-	-	-	-	-	●	-	●	-	-
Connecting cable MIG 503 W 10m	PA130038	-	-	-	-	-	-	-	-	-	-	-	-	-	-	●	-	●	-

FILTERS

Additional fan filter MINI/MONOMIG 203 C	PF130497	-	-	-	-	●	●	-	-	-	-	-	-	-	-	-	-	-	-
Additional fan filter MP/MB 303/403/503	PA130039	●	●	●	●	●	●	●	●	●	●	●	●	●	●	●	●	●	●

MIG INVERTER MULTI PULSE & MULTI BASIC



MIG MULTI PULSE

MIG MULTI BASIC

Product Reference	MIG 303 C Multi Pulse	MIG 303 CW Multi Pulse	MIG 303 M Multi Pulse	MIG 303 MW Multi Pulse	MINIMIG 203 C Multi Basic	MONOMIG 203 C Multi Basic	MIG 303 C Multi Basic	MIG 303 CW Multi Basic	MIG 303 M Multi Basic	MIG 303 MW Multi Basic	MIG 403 C Multi Basic	MIG 403 CW Multi Basic	MIG 403 M Multi Basic	MIG 403 MW Multi Basic	MIG 503 C Multi Basic	MIG 503 CW Multi Basic	MIG 503 M Multi Basic	MIG 503 MW Multi Basic
-------------------	-----------------------	------------------------	-----------------------	------------------------	---------------------------	---------------------------	-----------------------	------------------------	-----------------------	------------------------	-----------------------	------------------------	-----------------------	------------------------	-----------------------	------------------------	-----------------------	------------------------

MIG TORCHES

MIG torch ELECTREX 15-3	CC107207	-	-	-	-	-	-	-	-	-	-	-	-	-	-	-	-	-
MIG torch ELECTREX 15-4	CC107208	-	-	-	-	-	-	-	-	-	-	-	-	-	-	-	-	-
MIG torch ELECTREX 25-3	CC107209	•	-	•	-	•	•	-	•	-	-	-	-	-	-	-	-	-
MIG torch ELECTREX 25-4	CC107210	•	-	•	-	•	•	-	•	-	-	-	-	-	-	-	-	-
MIG torch ELECTREX 36-3	CC107211	•	-	•	-	-	•	-	•	-	•	-	•	-	•	-	•	-
MIG torch ELECTREX 36-4	CC107212	•	-	•	-	-	•	-	•	-	•	-	•	-	•	-	•	-
MIG torch ELECTREX 501W-3	CC107215	-	•	-	•	-	-	•	-	•	-	•	-	•	-	•	-	•
MIG torch ELECTREX 501W-4	CC107216	-	•	-	•	-	-	•	-	•	-	•	-	•	-	•	-	•
MIG torch ELECTREX 36-8 Push-pull	CC109976	•	-	•	-	-	•	-	•	-	•	-	•	-	•	-	•	-
MIG torch ELECTREX 401W-8 Push-pull	CC108097	-	•	-	•	-	-	•	-	•	-	•	-	•	-	•	-	•

GAS REGULATORS AND ECONOMIZERS

Gas regulator ELECTREX Ar/CO2	CC104219	•	•	•	•	•	•	•	•	•	•	•	•	•	•	•	•	•
Gas regulator economizer ELECTREX	CC108184	•	•	•	•	•	•	•	•	•	•	•	•	•	•	•	•	•

WELDING HELMETS AND MASKS

Welding helmet ELECTREX S 413	CC111221	•	•	•	•	•	•	•	•	•	•	•	•	•	•	•	•	•
Welding helmet ELECTREX X 413	CC111222	•	•	•	•	•	•	•	•	•	•	•	•	•	•	•	•	•

OTHER ACCESSORIES

Magnetic holder for MIG torch	CC102969	•	•	•	•	•	•	•	•	•	•	•	•	•	•	•	•	•
Coil adaptor 300mm (15kg)	CC4000A160002	•	•	•	•	-	•	•	•	•	•	•	•	•	•	•	•	•
MIG plier 12-15	CC100276	•	•	•	•	•	•	•	•	•	•	•	•	•	•	•	•	•
MIG inverter TIG torch adaptor	PF130130	•	•	•	•	•	•	•	•	•	•	•	•	•	•	•	•	•

NOTE: ALL MIG/MAG ACCESSORIES AVAILABLE ON PAGE 68.

MIG LTRONIC SYNERGIC



APPLICATIONS

- Heavy and medium metal workshops
- Metallic structures
- Solar and wind industry
- Shipbuilding and offshore
- Automobile industry
- Aerospace, railway, mining and oil industry
- Pipelines
- Services, repair and maintenance

MIG LTRONIC SYNERGIC

- Three-phase MIG/MAG welding machines with integrated or separate wire feeder with electronic power control.
- Possibility of all welding parameters control in the wire feeder (modular models).
- Synergic models with MIG and MAG welding programs for mild steels, stainless steels, aluminum and fluxed wires with fine synergy adjustment function.
- MecaPulse system for less distortion of workpieces to be welded




TECHNICAL DATA

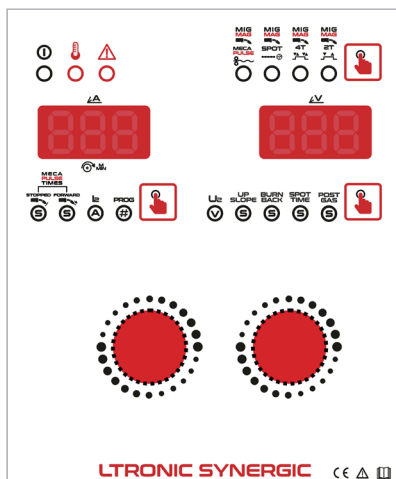
	MIG 356 C	MIG 356 M/MW	MIG 456 C	MIG 456 M/MW	MIG 556 C	MIG 556 M/MW	
Input voltage	3x400V (+/- 10%)	3x400V (+/- 10%)	3x400V (+/- 10%)	3x400V (+/- 10%)	3x400V (+/- 10%)	3x400V (+/- 10%)	
Frequency	50/60 Hz	50/60 Hz	50/60 Hz	50/60 Hz	50/60 Hz	50/60 Hz	
Maximum primary current	18A	18A	27,4A	27,4A	37,3A	37,3A	
Maximum power	12,4 kVA	12,4 kVA	18,9 kVA	18,9 kVA	25,7 kVA	25,7 kVA	
No-load voltage (MIG ARC-AIR)	18-36V -	18-36V -	19-43V -	19-43V -	19-48V 38-42V	19-48V 38-42V	
Current regulation	30-300A	30-300A	35-400A	35-400A	35-500A	35-500A	
Duty Cycle (t=40°C 10 min)	50% 60% 100%	300A 275A 215A	300A 275A 215A	400A 365A 280 A	400A 365A 280 A	500A 455A 355A	500A 455A 355A
Wire diameter (Solid/fluxed) mm*	Ø 0.6-1,2/0,9-1,6	Ø 0.6-1,2/0,9-1,6	Ø 0.8-1,6/0,9-2,4	Ø 0.8-1,6/0,9-2,4	Ø 0.8-1,6/0,9-2,4	Ø 0.8-1,6/0,9-2,4	
No. Feed Rolls - Motor Power	4R - 50W	4R - 50W	4R - 50W	4R - 50W	4R - 75W	4R - 75W	
Wire speed	0,5-30 m/min	0,5-30 m/min	0,5-30 m/min	0,5-30 m/min	0,5-30 m/min	0,5-30 m/min	
Post gas time/Spot welding time	10/10 Seg	10/10 Seg	10/10 Seg	10/10 Seg	10/10 Seg	10/10 Seg	
Protection	IP 21S	IP 21S	IP 21S	IP 21S	IP 21S	IP 21S	
Insulation class	H	H	H	H	H	H	
Weight	115kg	128kg/143,7kg	138kg	151kg/166,7kg	150kg	163kg/178,7kg	
Dimensions (HxWxL)	710x470x720	1390x410x940	710x470x720	1390x410x940	710x470x720	1390x410x940	

* Equipment supplied with 1,0mm - 1,2mm feed rolls


FUNCTIONS



CONTROLLER MIG LTRONIC SYNERGIC



- Welding programs
- MecaPulse Function
- Spot MIG/MAG function
- 2T/4T Function
- Up Slope, Burn Back and Post Gas Function



► Machines with MecaPulse system, for less distortion of the workpieces to be welded, allow penetration greater control and a reduction of about 25% of the heat-affected zone



► Electrex DIGIMIG torch option, which includes welding voltage adjustment and reading, wire speed and selection of welding programs visible on the display.

MIG DIGIT II



APPLICATIONS

- Heavy and medium metal workshops
- Metallic structures
- Solar and wind industry
- Shipbuilding and offshore
- Automobile industry
- Aerospace, railway, mining and oil industry
- Pipelines
- Services, repair and maintenance

MIG DIGIT II

- Single-phase or three-phase machines for semi-automatic MIG/MAG welding with welding step regulation.
- Integrated or separate wire feeder.
- Primary and secondary parameters visible on 2 digital displays with welding current and voltage simultaneous reading.
- Allows to weld all types of mild steels, stainless steels and aluminum and fluxed wires.
- Model MIG 656 MW with Arc-Air option for cutting and gouging.



TECHNICAL DATA

	MONOMIG 176 C	MONOMIG 256 C	MIG 256 C/SYN II	MIG 296 C	MIG 306 C	MIG 306 M	MIG 356 C	MIG 356 M	MIG 406 C/SYN II	MIG 406 M	MIG 506 M	MIG 656 MW
Input voltage	1x230V (+/- 10%)	1x230V (+/- 10%)	3x400V (+/- 10%)	3x400V (+/- 10%)	3x400V (+/- 10%)	3x400V (+/- 10%)	3x400V (+/- 10%)	3x400V (+/- 10%)	3x400V (+/- 10%)	3x400V (+/- 10%)	3x400V (+/- 10%)	3x400V (+/- 10%)
Frequency	50/60 Hz	50/60 Hz	50/60 Hz	50/60 Hz	50/60 Hz	50/60 Hz	50/60 Hz	50/60 Hz	50/60 Hz	50/60 Hz	50/60 Hz	50/60 Hz
Max. primary current	27A	48A	14A	15,5A	15,5A	15,5A	17,5A	17,5A	23A	23A	35A	50A
Maximum power	6,2kVA	11kVA	9,7kVA	10,7kVA	10,7kVA	10,7kVA	12,1kVA	12,1kVA	15,9kVA	15,9kVA	24,2kVA	34,5kVA
No-load voltage DIGIT II / SYN II	36,5V	20-42V	16,5-37V/15,5-36,8	18,8-38,3V	16,5-38V	16,5-38V	17-36,6V	17-36,6V	17-42V	17-42V	18,5-46,7V	18-53,6V
Current regulation	50-160A	50-230A	25-230A	30-280A	30-280A	30-280A	30-300A (350A-28,4V)	30-300A (350A-28,4V)	35-350A (400A-31,7V)	35-350A (400A-31,7V)	42-450A (500A-34,6V)	50-600A (650A-42V)
Duty Cycle DIGIT II/SYN II (t=40°C 10 min)	20% 160A	20% 230A	35% 230A/240A	35% 280A	35% 280A	35% 280A	-	-	-	-	-	-
60%	120A	130A	180A/185A	210A	210A	210A	300A	300A	350A	350A	450A	600A
100%	80A	100A	130A/140A	170A	170A	170A	230A	230A	270A	270A	350A	460A
Wire diameter Ø*	0,6-1,0mm**	0,6-1,0mm**	0,6-1,0mm	0,6-1,0mm	0,6-1,0mm	0,6-1,0mm	0,6-1,2mm	0,6-1,2mm	0,6-1,6mm	0,8-1,6mm	0,8-2,4mm	0,8-2,4mm
No. Feed Rolls - Motor Power	2R - 50W	4R - 50W	2R - 50 W / 4R - 50W	2R - 50W	4R - 50W	4R - 50W	4R - 50W	4R - 50W	4R - 50W / 4R - 50W	4R - 50W	4R - 75W	4R - 75W
Adjustment positions DIGIT II / SYN II	6 Pos.	6 Pos.	10/28 Pos.	12 Pos.	12 Pos.	12 Pos.	28 Pos.	28 Pos.	28/28 Pos.	28 Pos.	40 Pos.	40 Pos.
Arc-Air electrodes	-	-	-	-	-	-	-	-	-	-	-	Ø 10mm
Protection	H	H	H	H	H	H	H	H	H	H	H	H
Insulation class	IP21S	IP21S	IP21S	IP21S	IP21S	IP21S	IP21S	IP21S	IP21S	IP21S	IP21S	IP21S
Weight Compacts DIGIT II / SYN II	69/ - kg	80/ - kg	65/89 kg	74/ - kg	89/ - kg	-	109/ - kg	-	110/110kg	-	-	-
Weight M/MW	-	-	-	-	-	78 kg/ -	-	122 kg/ -	-	126/142kg	184,5/200 kg	- /241kg
Dimensions (HxWxL) DIGIT II / SYN II	720x430x850	720x430x850	750x370x770/ 880x410x960	750x370x770	880x410x960	1340x410x960	880x410x960	1340x410x960	880x410x960/ 880x410x960	1340x410x960	1460x510x1050	1460x510x1050

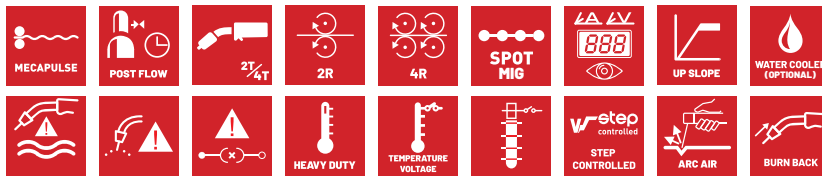
* MONOMIG 176 C/256 C supplied with 0,8mm - 1,0mm feed rolls

* MIG 256 C/296 C/306 C/306 M supplied with 0,8mm - 1,0mm feed rolls

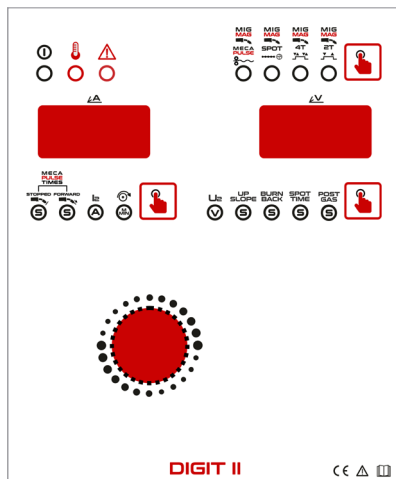
* MIG 356 C/356 M/406 C/406 M/506 M/656 MW supplied with 1,0mm - 1,2mm feed rolls

** Aluminum option - 50W 4 feed rolls motor

FUNCTIONS

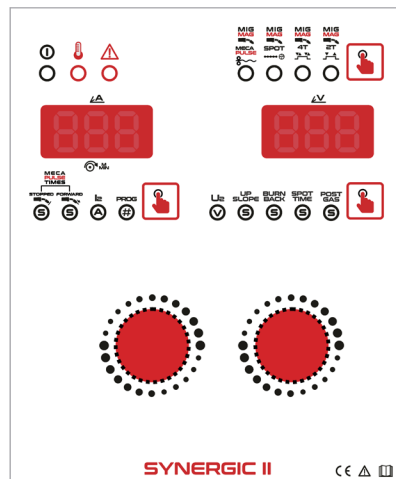


CONTROLLER MIG DIGIT II



- MecaPulse Function
- Spot MIG/MAG function
- 2T/4T Function
- Up Slope, Burn Back and Post Gas Function

CONTROLLER SYNERGIC II



- Synergic welding programs
- MecaPulse Function
- Spot MIG/MAG function
- 2T/4T Function
- Up Slope, Burn Back and Post Gas Function



► Machines with MecaPulse system, for less distortion of the workpieces to be welded, allow penetration greater control and a reduction of about 25% of the heat-affected zone



► Model MIG 656 MW with Arc-Air option for cutting and gouging up to 10mm Ø.

MIG LTRONIC SYNERGIC & DIGIT II



MIG LTRONIC SYNERGIC

MIG DIGIT II/SYNERGIC II

Product Reference	MIG LTRONIC SYNERGIC										MIG DIGIT II/SYNERGIC II													
	MIG 356 C Ltronic Synergic	MIG 356 M Ltronic Synergic	MIG 356 MW Ltronic Synergic	MIG 456 C Ltronic Synergic	MIG 456 M Ltronic Synergic	MIG 456 MW Ltronic Synergic	MIG 556 C Ltronic Synergic	MIG 556 M Ltronic Synergic	MIG 556 MW Ltronic Synergic	MONOMIG 176 C Digit II	MONOMIG 256 C Digit II	MIG 256 C Digit II	MIG 256 C Synergic II	MIG 296 C Digit II	MIG 306 C Digit II	MIG 306 M Digit II	MIG 356 C Digit II	MIG 356 M Digit II	MIG 406 C Digit II	MIG 406 C Synergic II	MIG 406 M Digit II	MIG 406 MW Digit II	MIG 506 M Digit II	MIG 506 MW Digit II

EQUIPMENTS/WIRE FEEDERS

Power source MIG 356 M LTRONIC	PA06ELH065E	-	●	-	-	-	-	-	-	-	-	-	-	-	-	-	-	-	-	-	-	-	-	-	-
Power source MIG 356 MW LTRONIC	PA06ELH067F	-	-	●	-	-	-	-	-	-	-	-	-	-	-	-	-	-	-	-	-	-	-	-	-
Power source MIG 456 M LTRONIC	PA06ELM058E	-	-	-	-	●	-	-	-	-	-	-	-	-	-	-	-	-	-	-	-	-	-	-	-
Power source MIG 456 MW LTRONIC	PA06ELM061F	-	-	-	-	-	●	-	-	-	-	-	-	-	-	-	-	-	-	-	-	-	-	-	-
Power source MIG 556 M LTRONIC	PA06ELN063E	-	-	-	-	-	-	●	-	-	-	-	-	-	-	-	-	-	-	-	-	-	-	-	-
Power source MIG 556 MW LTRONIC	PA06ELN062F	-	-	-	-	-	-	-	●	-	-	-	-	-	-	-	-	-	-	-	-	-	-	-	-
Wire feeder AF 56.4 R LTRONIC	PA08EL051O	-	●	-	-	●	-	-	-	-	-	-	-	-	-	-	-	-	-	-	-	-	-	-	-
Wire feeder AF 56.4 RW LTRONIC	PA08EL050R	-	-	●	-	-	●	-	-	-	-	-	-	-	-	-	-	-	-	-	-	-	-	-	-
Wire feeder AF 76.4 R LTRONIC	PA08EL053P	-	-	-	-	-	-	-	●	-	-	-	-	-	-	-	-	-	-	-	-	-	-	-	-
Wire feeder AF 76.4 RW LTRONIC	PA08EL052Q	-	-	-	-	-	-	-	-	●	-	-	-	-	-	-	-	-	-	-	-	-	-	-	-
Power source MIG 306 M DIGIT II	PA06ELP013D	-	-	-	-	-	-	-	-	-	-	-	-	-	-	●	-	-	-	-	-	-	-	-	-
Power source MIG 356 M DIGIT II	PA06ELH014D	-	-	-	-	-	-	-	-	-	-	-	-	-	-	-	●	-	-	-	-	-	-	-	-
Power source MIG 406 M DIGIT II	PA06ELJ015D	-	-	-	-	-	-	-	-	-	-	-	-	-	-	-	-	-	-	●	-	-	-	-	-
Power source MIG 406 M W DIGIT II	PA06ELJ017C	-	-	-	-	-	-	-	-	-	-	-	-	-	-	-	-	-	-	-	●	-	-	-	-
Power source MIG 506 M DIGIT II	PA06ELK016D	-	-	-	-	-	-	-	-	-	-	-	-	-	-	-	-	-	-	-	-	-	●	-	-
Power source MIG 506 M W DIGIT II	PA06ELK018C	-	-	-	-	-	-	-	-	-	-	-	-	-	-	-	-	-	-	-	-	-	-	●	-
Power source MIG 656 M W DIGIT II	PA06ELL019C	-	-	-	-	-	-	-	-	-	-	-	-	-	-	-	-	-	-	-	-	-	-	-	●
Wire feeder AF 56.4R DIGIT II	PA08EL029O	-	-	-	-	-	-	-	-	-	-	-	-	-	-	●	-	-	-	-	●	-	-	-	-
Wire feeder AF 56.4R W DIGIT II	PA08EL032R	-	-	-	-	-	-	-	-	-	-	-	-	-	-	-	●	-	-	-	-	●	-	-	-
Wire feeder AF 76.4R DIGIT II	PA08EL030P	-	-	-	-	-	-	-	-	-	-	-	-	-	-	-	-	-	-	-	-	-	●	-	-
Wire feeder AF 76.4R W DIGIT II	PA08EL031Q	-	-	-	-	-	-	-	-	-	-	-	-	-	-	-	-	-	-	-	-	-	-	●	●

MIG TORCHES

MIG torch ELECTREX 15-3	CC107207	-	-	-	-	-	-	-	-	●	●	●	●	-	-	-	-	-	-	-	-	-	-	-	-
MIG torch ELECTREX 15-4	CC107208	-	-	-	-	-	-	-	-	●	●	●	●	-	-	-	-	-	-	-	-	-	-	-	-
MIG torch ELECTREX 25-3	CC107209	●	●	-	-	-	-	-	-	-	●	●	●	●	●	●	●	●	-	-	-	-	-	-	-
MIG torch ELECTREX 25-4	CC107210	●	●	-	-	-	-	-	-	-	●	●	●	●	●	●	●	●	-	-	-	-	-	-	-
MIG torch ELECTREX 36-3	CC107211	●	●	-	●	●	-	●	●	-	-	-	-	-	-	●	●	●	●	●	●	-	●	-	-
MIG torch ELECTREX 36-4	CC107212	●	●	-	●	●	-	●	●	-	-	-	-	-	-	●	●	●	●	●	●	-	●	-	-
MIG torch ELECTREX 501W-3	CC107215	-	-	●	-	-	●	-	-	●	-	-	-	-	-	-	-	-	-	-	-	●	-	●	●
MIG torch ELECTREX 501W-4	CC107216	-	-	●	-	-	●	-	-	●	-	-	-	-	-	-	-	-	-	-	-	●	-	●	●
MIG torch ELECTREX 605-4	CC108101	-	-	-	-	-	-	-	-	●	-	-	-	-	-	-	-	-	-	-	-	-	-	●	●
DIGIMIG torch ELECTREX 36-3	CC108734	●	●	-	●	●	-	●	●	-	-	-	-	-	-	-	-	-	-	-	-	-	-	-	-
DIGIMIG torch ELECTREX 36-4	CC108735	●	●	-	●	●	-	●	●	-	-	-	-	-	-	-	-	-	-	-	-	-	-	-	-
DIGIMIG torch ELECTREX 501W-3	CC108732	-	-	●	-	-	●	-	-	●	-	-	-	-	-	-	-	-	-	-	-	-	-	-	-
DIGIMIG torch ELECTREX 501W-4	CC108733	-	-	●	-	-	●	-	-	●	-	-	-	-	-	-	-	-	-	-	-	-	-	-	-
MIG torch ELECTREX 36-8 Push-pull	CC109976	●	●	-	●	●	-	●	●	-	-	-	-	-	-	●	●	●	●	●	●	-	●	-	-
MIG torch ELECTREX 401W-8 Push-pull	CC108097	-	-	●	-	-	●	-	-	●	-	-	-	-	-	-	-	-	-	-	-	●	-	●	●

MIG LTRONIC SYNERGIC & DIGIT II

MIG LTRONIC SYNERGIC

MIG DIGIT II/SYNERGIC II



Product Reference	MIG LTRONIC SYNERGIC										MIG DIGIT II/SYNERGIC II													
	MIG 356 C Ltronic Synergic	MIG 356 M Ltronic Synergic	MIG 356 MW Ltronic Synergic	MIG 456 C Ltronic Synergic	MIG 456 M Ltronic Synergic	MIG 456 MW Ltronic Synergic	MIG 556 C Ltronic Synergic	MIG 556 M Ltronic Synergic	MIG 556 MW Ltronic Synergic	MONOMIG 176 C Digit II	MONOMIG 256 C Digit II	MIG 256 C Digit II	MIG 256 C Synergic II	MIG 296 C Digit II	MIG 306 C Digit II	MIG 306 M Digit II	MIG 356 C Digit II	MIG 356 M Digit II	MIG 406 C Digit II	MIG 406 C Synergic II	MIG 406 M Digit II	MIG 406 MW Digit II	MIG 506 M Digit II	MIG 506 MW Digit II

CONNECTING CABLES

Connecting cable MIG 306 5m	PA104868	-	-	-	-	-	-	-	-	-	-	-	-	-	-	-	-	-	-	-	-	-	-	-	-	-
Connecting cable MIG 356/406/456 5m	PA104871	-	•	-	-	•	-	-	-	-	-	-	-	-	-	-	-	•	-	-	•	-	-	-	-	-
Connecting cable MIG 356/406/456 W 5m	PA104875	-	-	•	-	-	•	-	-	-	-	-	-	-	-	-	-	-	-	-	-	•	-	-	-	-
Connecting cable MIG 506/556 5m	PA104873	-	-	-	-	-	-	-	•	-	-	-	-	-	-	-	-	-	-	-	-	-	•	-	-	-
Connecting cable MIG 506/556 W-5	PA104877	-	-	-	-	-	-	-	-	•	-	-	-	-	-	-	-	-	-	-	-	-	-	•	-	-
Connecting cable MIG 656 W-5	PA104879	-	-	-	-	-	-	-	-	-	-	-	-	-	-	-	-	-	-	-	-	-	-	-	•	-
Connecting cable MIG 306 10m	PA104870	-	-	-	-	-	-	-	-	-	-	-	-	-	-	•	-	-	-	-	-	-	-	-	-	-
Connecting cable MIG 356/406/456 10m	PA104872	-	•	-	-	•	-	-	-	-	-	-	-	-	-	-	-	•	-	-	•	-	-	-	-	-
Connecting cable MIG 356/406/456 W 10m	PA104876	-	-	•	-	-	•	-	-	-	-	-	-	-	-	-	-	-	-	-	-	•	-	-	-	-
Connecting cable MIG 506/556 10m	PA104874	-	-	-	-	-	-	-	-	•	-	-	-	-	-	-	-	-	-	-	-	-	•	-	-	-
Connecting cable MIG 506/556 W 10m	PA104878	-	-	-	-	-	-	-	-	•	-	-	-	-	-	-	-	-	-	-	-	-	-	•	-	-
Connecting cable MIG 656 W-10	PA104880	-	-	-	-	-	-	-	-	-	-	-	-	-	-	-	-	-	-	-	-	-	-	-	•	-
Connecting cable MIG 356/406/456 20m	PA108266	-	•	-	-	•	-	-	-	-	-	-	-	-	-	-	-	•	-	-	•	-	-	-	-	-
Connecting cable MIG 356/406/456 W 20m	PA109970	-	-	•	-	-	•	-	-	-	-	-	-	-	-	-	-	-	-	-	-	•	-	-	-	-
Connecting cable MIG 506/556 20m	PA109971	-	-	-	-	-	-	•	-	-	-	-	-	-	-	-	-	-	-	-	-	-	•	-	-	-
Connecting cable MIG 506/556 W 20m	PA105616	-	-	-	-	-	-	-	•	-	-	-	-	-	-	-	-	-	-	-	-	-	-	•	-	-
Connecting cable MIG 656 W-20	PA108884	-	-	-	-	-	-	-	-	-	-	-	-	-	-	-	-	-	-	-	-	-	-	-	•	-

REFRIGERADORES

Water cooler ELECTREX Frigomix S3 V	PA11EL023	•	•	-	•	•	-	•	•	-	-	-	-	-	-	-	•	•	•	•	•	-	•	-	-	-
Water cooler ELECTREX Frigomix S3 C	PA11EL017	•	-	-	•	-	-	•	-	-	-	-	-	-	-	-	•	-	•	•	-	-	-	-	-	-

GAS REGULATORS AND ECONOMIZERS

Gas regulator ELECTREX Ar/CO2	CC104219	•	•	•	•	•	•	•	•	•	•	•	•	•	•	•	•	•	•	•	•	•	•	•	•	•	•
Gas regulator economizer ELECTREX	CC108184	•	•	•	•	•	•	•	•	•	•	•	•	•	•	•	•	•	•	•	•	•	•	•	•	•	•

WELDING HELMETS AND MASKS

Welding helmet MC1010	PF109633	•	•	•	•	•	•	•	•	•	•	•	•	•	•	•	•	•	•	•	•	•	•	•	•	•	•
Flip lens welding helmet MC1010FU	PF108880	•	•	•	•	•	•	•	•	•	•	•	•	•	•	•	•	•	•	•	•	•	•	•	•	•	•
Welding helmet ELECTREX S 413	CC111221	•	•	•	•	•	•	•	•	•	•	•	•	•	•	•	•	•	•	•	•	•	•	•	•	•	•
Welding helmet ELECTREX X 413	CC111222	•	•	•	•	•	•	•	•	•	•	•	•	•	•	•	•	•	•	•	•	•	•	•	•	•	•

OTHER ACCESSORIES

Magnetic holder for MIG torch	CC102969	•	•	•	•	•	•	•	•	•	•	•	•	•	•	•	•	•	•	•	•	•	•	•	•	•	•
Coil adaptor 300mm (15kg)	CC4000A160002	•	•	•	•	•	•	•	•	•	•	•	•	•	•	•	•	•	•	•	•	•	•	•	•	•	•
MIG plier 12-15	CC100276	•	•	•	•	•	•	•	•	•	•	•	•	•	•	•	•	•	•	•	•	•	•	•	•	•	•



SPOT 04.

SPOT



SPOT THI 30

THI 30 DIGIT



Pág. 54

400/230V

30kVA Max.
14kVA 50%

THI 30 DIGIT PN



Pág. 54

400/230V

30kVA Max.
14kVA 50%

THI 30 DIGIMATIC PN



Pág. 54

400/230V

30kVA Max.
14kVA 50%

SPOT THI 50

THI 50 DIGIT



Pág. 54

400/230V

50kVA Max.
25kVA 50%

THI 50 DIGIT PN



Pág. 54

400/230V

50kVA Max.
25kVA 50%

THI 50 DIGIMATIC PN



Pág. 54

400/230V

50kVA Max.
25kVA 50%

SPOT THV 50

THV 50



Pág. 56

400/230V

SPOT THI




APPLICATIONS

- ▶ Automobile industry
- ▶ Aerospace, railway, mining and oil industry
- ▶ Metal workshops
- ▶ Bodywork manufacture
- ▶ Solar and wind industry

THI DIGIT/DIGIMATIC

- 30 and 50 KVA spot welding machine mechanically or pneumatically operated (PN).
- 400V or 230V (optional) single-phase power input of with automatic detection of mains frequency.
- Arms and electrodes adjustable position and compatible with a wide range of electrodes, allowing different sizes and shapes parts welding.
- Single or double current impulse (oxidized or galvanized sheets)



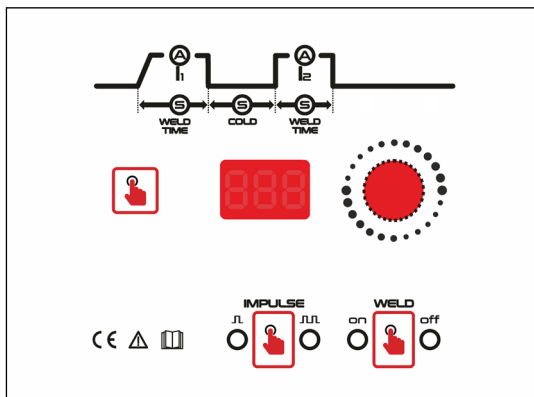
TECHNICAL DATA

		THI 30	THI 50
Input voltage	Standard	400(+/-10%)	400(+/-10%)
	Optional	230(+/-10%)	230(+/-10%)
Frequency		50/60 Hz	50/60 Hz
Fuses		40A	50A
Power	Máx.	30kVA	50kVA
	50%	14kVA	25kVA
Welding capacity (mm/ Ø mm)	Steel	4+4 - 15+15	5+5 - 20+20
	Stainless	2,5+2,5 - 8+8	3+3 - 12+12
No-load voltage		1-3,4V	1-4V
Short circuit current		11KA	13,8KA
Max. electrode pressure (daN - 7bar)	(340mm)	200	200
	(450mm)	140	140
Electrode opening		30mm	30mm
Distance between arms	Standard	200mm	200mm
	Optional	320mm	320mm
Arms length	Standard	340-480mm	340-480mm
	Optional	200-1000mm	200-1000mm
Arms diameter		Ø 45mm	Ø 45mm
Electrode holder diameter		Ø 25mm	Ø 25mm
Electrode diameter		Ø 20mm	Ø 20mm
Noise level		<70dB	<70dB
Air pressure		4-8bar	4-8bar
Water flow		4lt/min	4lt/min
Maximum cadence		172/min	172/min
Weight		164/162	178/176
Dimensions (HxWxL)		1280x450x1050	1280x450x1050

FUNCTIONS

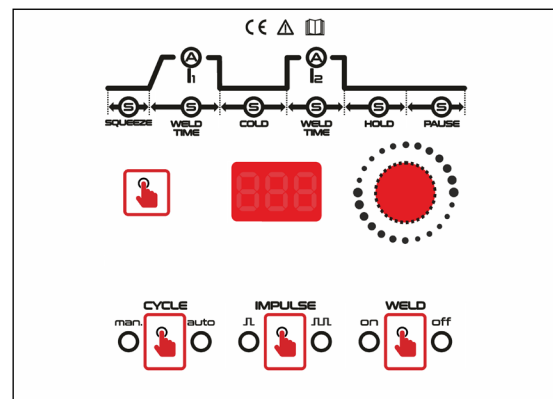


CONTROLLER THI DIGIT / DIGIMATIC



The DIGIT controller allows the adjustment the following welding parameters:

- I1 - Single impulse welding current
- Weld time t1 - single impulse welding time
- Cold - pause between impulses
- I2 - Second impulse welding current
- Weld time t2 - second impulse welding time
- Single or double impulse - for oxidized or galvanized sheets
- Weld / No weld selector - simulates operating cycles without current at points

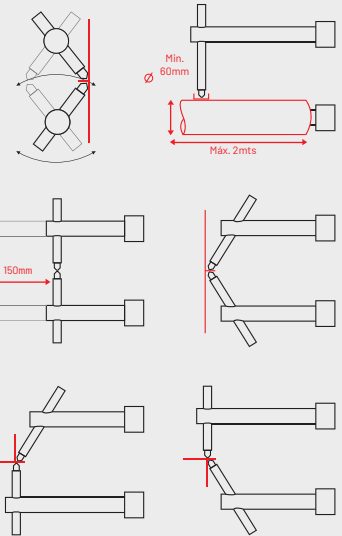


The Digimatic controller allows automatic sequential welding with the following functions:

- Squeeze - tightening time to ensure perfect contact between parts before welding
- I1 - single impulse welding current
- Weld time t1 - single impulse welding time
- Cold - pause between impulses
- I2 - Second impulse welding current
- Weld time t2 - second impulse welding time
- Hold - gradual cooling of parts to eliminate stresses and distortions
- Pause - time indicator between cycles
- Manual or automatic cycle
- Single or double impulse - for oxidized or galvanized sheets
- Weld / No weld selector - simulates operating cycles without current at points
- The parameters of each of the impulses (current and time), as well as the interval between the impulses (cold), can be adjusted separately.



► New coolers with support for application in THI machines



► Arms and electrodes with positions according to the shape and dimensions of the workpieces to be welded.

SPOT THV




THV

- 50 KVA spot welding machine and pneumatic operation.
- THV controller allows welding in automatic cycle repetition up to a maximum cadence of 172 cycles/minute.
- Arms vertical descent, allowing exact points.
- 400V or 230V (optional) single-phase power input of with automatic detection of mains frequency.
- Arms and electrodes adjustable position and compatible with a wide range of electrodes, allowing different sizes and shapes parts welding.
- Single or double current impulse (oxidized or galvanized sheets)
- Excellent repeatability of parameters (current/time).

APPLICATIONS

- Automobile industry
- Aerospace, railway, mining and oil industry
- Metal workshops
- Bodywork manufacture
- Solar and wind industry



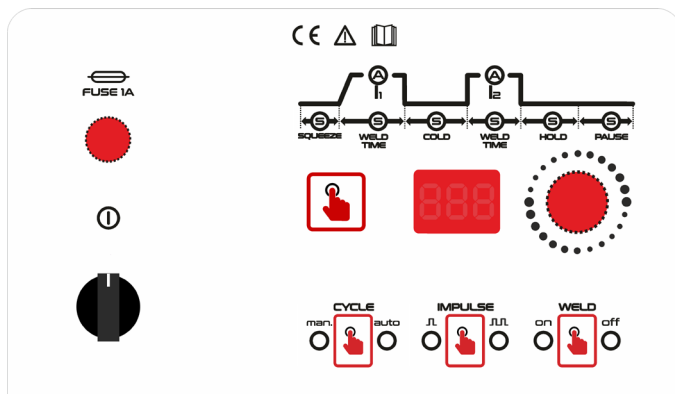
TECHNICAL DATA

		THV 50
Input voltage	Standard	400(+/-10%)
	Optional	230(+/-10%)
Frequency		50/60 Hz
Fuses		50A
Power	Máx.	50kVA
	50%	25kVA
Welding capacity (mm/ Ø mm)	Steel	4+4 - 13+13
	Stainless	2+2 - 12+12
No-load voltage		1,5-5V
Short circuit current		13,8KA
Max. electrode pressure (daN - 7bar)		200bar
Electrode opening		80mm
Distance between arms	Standard	300mm
Arms length		350mm
Arms diameter		Ø 45mm
Electrode holder diameter		Ø 25mm
Electrode diameter		Ø 20mm
Noise level		<70dB
Air pressure		4-8bar
Water flow		4lt/min
Maximum cadence		172/min
Weight		237
Dimensions (HxWxL)		1630x400x1000

FUNCTIONS




CONTROLLER THV 50

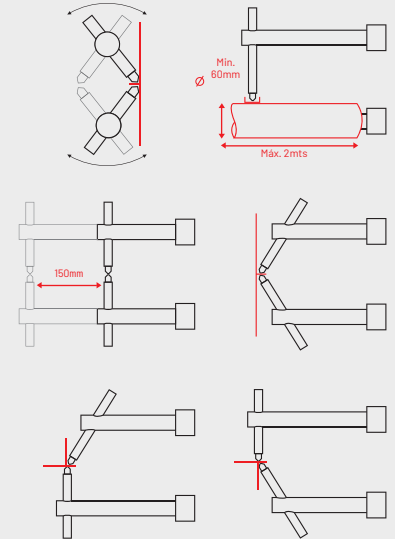


The Digimatic controller allows automatic sequential welding with the following functions:

- Squeeze - tightening time to ensure perfect contact between parts before welding
- I1 - single impulse welding current
- Weld time t1 - single impulse welding time
- Cold - pause between impulses
- I2 - Second impulse welding current
- Weld time t2 - second impulse welding time
- Hold - gradual cooling of parts to eliminate stresses and distortions
- Pause - time indicator between cycles
- Manual or automatic cycle
- Single or double impulse - for oxidized or galvanized sheets
- Weld / No weld selector - simulates operating cycles without current at points
- The parameters of each of the impulses (current and time), as well as the interval between the impulses (cold), can be adjusted separately.



► 50kVA model for automatic cycle sequential welding of steel plates, wires and tubes, stainless steel, zinc, etc., allowing a maximum sequence of 172 cycles per minute. The vertical descent of the upper electrode allows the welding point position to be adjusted correctly.



► Arms and electrodes with positions according to the shape and dimensions of the workpieces to be welded.



Product Reference	THI 30 DIGIT	THI 30 DIGIT PN	THI 30 DIGIMATIC PN	THI 50 DIGIT	THI 50 DIGIT PN	THI 50 DIGIMATIC PN	THV 50
-------------------	--------------	-----------------	---------------------	--------------	-----------------	---------------------	--------

EQUIPMENT

Spot welder THI 30 DIGIT without arms	PA07ELB006	●	-	-	-	-	-	-
Spot welder THI 30 DIGIT PN without arms	PA07ELB008	-	●	-	-	-	-	-
Spot welder THI 30 DIGIMATIC PN without arms	PA07ELB013	-	-	●	-	-	-	-
Spot welder THI 50 DIGIT without arms	PA07ELC007	-	-	-	●	-	-	-
Spot welder THI 50 DIGIT PN without arms	PA07ELC009	-	-	-	-	●	-	-
Spot welder THI 50 DIGIMATIC PN without arms	PA07ELC015	-	-	-	-	-	●	-
Spot welder THV 50 without arms	PA07ELC005	-	-	-	-	-	-	●

COOLERS

Water Cooler Frigomix S3 THI	PA11EL021	●	●	●	●	●	●	●
------------------------------	-----------	---	---	---	---	---	---	---

Arms

Arm THI 450mm	PFB340450NS	●	●	●	●	●	●	●
Arm THI 450mm tube	PFB340450TS	●	●	●	●	●	●	●
Arm THI 600mm	PFB340600NS	●	●	●	●	●	●	●
Arm THI 750mm	PFB340750NS	●	●	●	●	●	●	●
Arm THI 900mm	PFB340900NS	●	●	●	●	●	●	●

ELECTRODE HOLDER

Electrode holder 25x60mm	PFJ2Q0600250255C	●	●	●	●	●	●	●
Electrode holder 25x190mm	PFJ2Q1900250255C	●	●	●	●	●	●	●
Electrode holder 25x320mm	PFJ2Q3200250255C	●	●	●	●	●	●	●
Electrode holder 25x380mm	PFJ2Q3800250255C	●	●	●	●	●	●	●

ELECTRODES

Electrode 20x47mm	PFH7L12010C04700	●	●	●	●	●	●	●
Electrode 20x47mm CuCo2Be	PFH7J12010C04700	●	●	●	●	●	●	●
Electrode 20x50mm eccentric	PFH7L22010C05007	●	●	●	●	●	●	●
Electrode 20x90mm long	PFH7L12010C09000	●	●	●	●	●	●	●
Electrode 20x50mm rotule	CC4000A19R205030	●	●	●	●	●	●	●
Electrode 20x50 plain	PF102836	●	●	●	●	●	●	●
Electrode 30x50x74,5mm outside pipe	PFH7L60010C07400	●	●	●	●	●	●	●
Electrode 25x50mm inside pipe Ø min. 60mm	PFH7L32510C05000	●	●	●	●	●	●	●

NOTE: ALL SPOT ACCESSORIES AVAILABLE ON PAGE 79.



 **PLASMA**

PLASMA PCUT



APPLICATIONS

- › Construction
- › Demolition
- › Repair and maintenance shops

PLASMA PCUT

- Inverter plasma cutting machines for all conductive metals such as mild steel, stainless steel, brass, copper and aluminum.
- The continuous current adjustment enables very fast, narrow and smooth cutting seam.
- Reliable arc ignition without high frequency.
- Suitable for hand or mechanized cutting of plates and tubes.
- Portable and ideal for construction, demolition, repair and maintenance shops.
- CNC connection (PCUT 63, PCUT 103)



ACCESSORIES



► Plasma torch PT60
REF. CC105807



► Plasma torch PT100
REF. CC105773



► Plasma torch PTM100
REF. CC111993

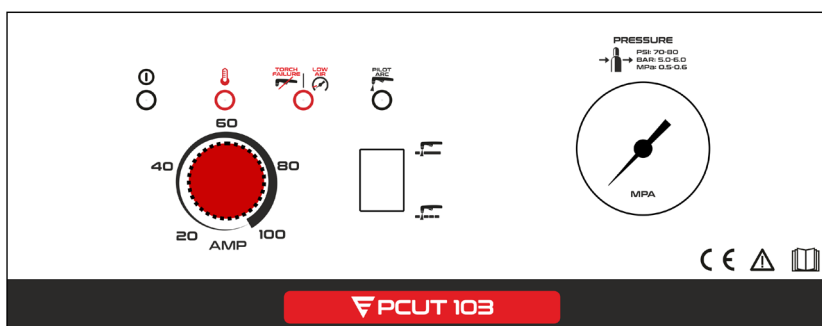
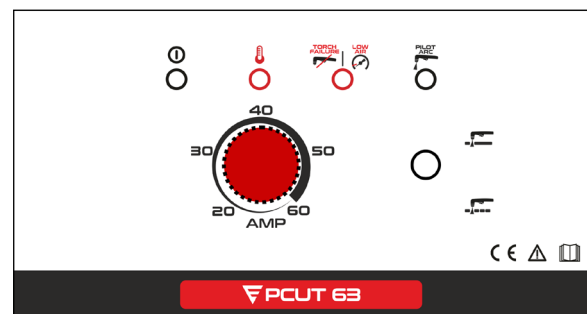
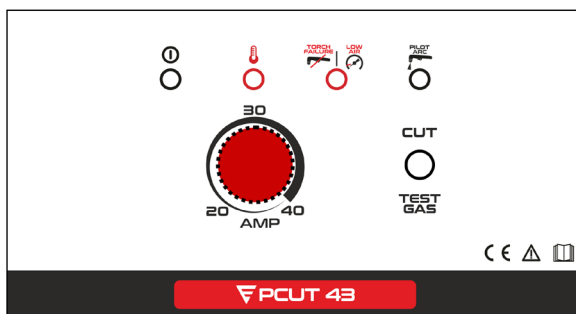
TECHNICAL DATA

	PCUT 43	PCUT 63	PCUT 103
Input voltage	1x230V (+/- 10%)	3x400V (+/- 10%)	3x400V (+/- 10%)
Frequency	50/60 Hz	50/60 Hz	50/60 Hz
Maximum primary current	23,4A	12A	21,6A
Maximum input power	5,1kW	6,8kW	17,8kW
No-load voltage	460V	300V	300V
Current regulation	20-40A	20-60A	20-100A
Max. cutting thickness (steel)	≤ 25 mm	≤ 35 mm	≤ 45 mm
Recommended cutting thickness			
Steel	≤ 20 mm	≤ 30 mm	≤ 40 mm
Stainless steel	≤ 18 mm	≤ 25 mm	≤ 30 mm
Aluminum	≤ 14 mm	≤ 20 mm	≤ 25 mm
Copper	≤ 12 mm	≤ 15 mm	≤ 20 mm
Duty Cycle (t=40°C 10 min)	40%	60A	(80%) 100A
	100%	21A	80A
Protection	IP 21S	IP 21S	IP 21S
Insulation class	H	H	H
Gas quality	AIR	Clean, dry, oil-free per ISO 8573-1 Class 1.2.2	Clean, dry, oil-free per ISO 8573-1 Class 1.2.2
	NITROGEN	99.95% pure Clean, dry, Oil-free	99.95% pure Clean, dry, Oil-free
	F5 (STAINLESS STEEL)	99.98% pure (F5=95% nitrogen [N2], 5% hydrogen [H])	-
Recommended gas inlet flow rate/pressure	CUTTING	188.8 L/min at 5.9 bar	190L/min at 5.9bar
	MAX. CONTROL GOUGING	165.2 L/min at 4.1 bar	210L/min at 4.8bar
	MAX. REMOVAL GOUGING	-	210L/min at 4.8bar
	PRECISION GOUGING	165.2 L/min at 3.8 bar	-
Weight	14kg	14kg	32,5kg
Dimensions (AxLxC)	315x180x485	315x180x485	420x265x590

FUNCTIONS



CONTROLLERS PCUT 43 | 63 | 103



- Low air pressure warning
- Torch failure Warning













 **ACCESSORIES**

ACCESSORIES AND CONSUMABLES

Electrode holder

		REF.
	Electrode holder Eco 160A	CO7ASL16008
	Electrode holder Eco 200A	CO7ASL20012
	Electrode holder Eco 300A	CO7ASL30005
	Electrode holder Eco 400A	CO7ASL40005
	Electrode holder Eco 600A	CO104538
	Electrode holder Optimal 300A	CO7ASL30002
	Electrode holder Optimal 400A	CO7ASL40002
	Electrode holder Optimal 500A	CO7ASL50002
	Electrode holder Optimal 600A	CO7ASL60002
	Electrode holder 300A screw type	CC104539
	Electrode holder 400A screw type	CC103601
	Electrode holder 600A screw type	CC103602
	Electrode holder 90° progress 600A	CC104536

Ground clamps / arc-air torches

		REF.
	Ground clamp OX 200A	CO7AMS20011
	Ground clamp OX 250A	CO7AMS25006
	Ground clamp OX 400A	CO7AMS40007
	Ground clamp OX 500A	CO7AMS50009
	Ground clamp OX 600A	CO7AMS60010
	Ground clamp OX 700A	CO7AMS70010
	Arc-air gouging torch OX 600A 2m	CO7AA60017
	Arc-air gouging torch OX 600A 5m	PA101876
	Arc-air gouging torch OX 800A 2m	CO7AA80017
	Arc-air gouging torch OX 800A 5m	PA101877
		



ACCESSORIES AND CONSUMABLES

Cable connections



	REF.
Cable plug 25mm ²	CO7USM02525
Cable plug 50mm ²	CO7USM05050
Cable plug 70mm ²	CO7USM07070
Cable plug 95mm ²	CO7USM09595
Welding cable sockets 25mm ²	CO7USF02525
Welding cable sockets 50mm ²	CO7USF05050
Welding cable sockets 70mm ²	CO7USF07070
Welding cable sockets 95mm ²	CO7USF09595
Reduction adaptor m-f 25-50mm ²	CO7USMF2550
Machine panel sockets 25mm ²	CO9NSF02525
Machine panel sockets 50mm ²	CO9NSF05050
Machine panel sockets 70mm ²	CO9NSF07070
Machine panel plug 70mm ²	CO105762

Welding cable



	REF.
Welding cable 10mm ²	MP09130100F00
Welding cable 16mm ²	MP09130160F00
Welding cable 25mm ²	MP09130250F00
Welding cable 35mm ²	MP09130350F00
Welding cable 50mm ²	MP09130500F00
Welding cable 70mm ²	MP09130700F00
Welding cable 95mm ²	MP09130950F00
Welding cable 120mm ²	MP09131200F00

Brushes / Chipping hammers



	REF.
Brush-chipping hammer	CO7PM1265250
Steel brush (2 row)	CO7PS1295252
Steel brush (4 row)	CO7PS1300254
Stainless steel brush (4 row)	CO7PS2295254
Chipping hammer 525g	CO8PC525

ACCESSORIES AND CONSUMABLES

Electrode ovens

	REF.
Electrode oven 5kg	CC102467
Electrode oven 9kg	CC102468
Electrode oven 22kg	CC102469
Electrode oven 200kg	CC103612



Welding helmets

Welding helmet S 413

Welding helmet X 413



S 413

CC111221

X 413

CC111222

ACCESSORIES

REF.

Clear inner lens S-413	CC111428
Clear outer lens S-413	CC111427
Clear inner lens X-413	CC111433
Clear outer lens X-413	CC111432
Anti-sweat band S-413	CC111431
Anti-sweat band X-413	CC111436

ACCESSORIES AND CONSUMABLES

Hand welding mask MM1010



Welding mask
MM1010

PF109634

Welding helmet MC1010



Welding Helmet
MC1010

PF109633

Flip lens welding helmet MC1010FU



Welding Helmet
MC1010FU

CC108065

Lens

Inner lens DIN10 50X105mm

CO9GI1050105

Inner lens DIN11 50X105mm

CO9GI1150105

Inner lens DIN12 50X105mm

CO9GI1250105

Clear outer lens 50X105mm

CO9GP0050105

REF.

Gas regulators



Gas regulator ELECTREX Ar/CO2

REF.

CC104219

Flowmeter ELECTREX Ar/CO2

CC104224

Gas regulator ELECTREX Ar/CO2 mini

CC109068

Gas regulator economizer ELECTREX


CC108184

Gas flow tester

CC4000A131025

O'ring

CC4000A102002



Other MMA accessories

Magnetic holder for electrode holder

REF.

CC109735

WATER COOLERS



Water cooler Frigomix S3

PA11EL022

TECHNICAL DATA

	FRIGOMIX S3
Input voltage	230V
Power	0,22kW
Application	MIG TIG
Water flow	200lts/h
Dimensions (HxWxL)	240x260x670
Weight	21,5kg
Deposit capacity	5l

DESCRIPTION

Water cooler for TIG or MIG/MAG torches with shucko plug single-phase input supply. Suitable for any TIG or MIG/MAG machine and any water cooled welding torch.



Water cooler Frigomix S3 V

PA11EL023

TECHNICAL DATA

	FRIGOMIX S3 V
Input voltage	230V
Power	0,22kW
Application	MIG TIG
Water flow	200lts/h
Dimensions (HxWxL)	670x165x400
Weight	22kg
Deposit capacity	5l

DESCRIPTION

Water cooler for TIG or MIG/MAG torches with shucko plug singlephase input supply. Suitable for any TIG or MIG/MAG machine and any water cooled welding torch. Portable and compact model.

WATER COOLERS



Water cooler Frigomix S3 LTRONIC/DIGIT II

PA11EL020

TECHNICAL DATA

FRIGOMIX S3 DIGIT II & LTRONIC

Input voltage	230V
Power	0,22kW
Application	MIG
Water flow	200lts/h
Dimensions (HxWxL)	240x260x670
Weight	21,5kg
Deposit capacity	5l

DESCRIPTION

Water cooler for MIG/MAG torches with shucko plug single-phase input. Suitable for integration with Electrex MIG/MAG LTRONIC and DIGIT II machines with integrated wire feeder (Compact) and any water cooled welding torch.



Water cooler Frigomix S3 THI

PA11EL021

TECHNICAL DATA

FRIGOMIX S3 THI

Input voltage	400V
Power	0,22kW
Application	SPOT
Water flow	200lts/h
Dimensions (HxWxL)	240x260x690
Weight	21,5kg
Deposit capacity	5l

DESCRIPTION

Water cooler for spot welding machines electrodes with input supply from a machine with a 400V Harting plug.

WATER COOLERS



Water cooler Frigomix S3 C PA11EL017

TECHNICAL DATA

	FRIGOMIX S3 C
Input voltage	400V
Power	0,22kW
Application	TIG
Water flow	200lts/h
Dimensions (HxWxL)	240x260x670
Weight	20,5kg
Deposit capacity	5l

DESCRIPTION

Water cooler for TIG torches with input with a 400V Harting plug. Suitable for integration with Electrex DC TIG welding (TP) three phased machines and any water cooled TIG welding torch. Modular design.



Water cooler Frigomix S3 C 230V PA11EL019

TECHNICAL DATA

	FRIGOMIX S3 C 230V
Input voltage	230V
Power	0,22kW
Application	TIG
Water flow	200lts/h
Dimensions (HxWxL)	240x260x670
Weight	21,5kg
Deposit capacity	5l

DESCRIPTION

Water cooler for TIG torches with input with a 230V Harting plug. Suitable for integration with Electrex AC/DC TIG welding (TP AC/DC) single phased machines and any water cooled TIG welding torch. Modular design.

WATER COOLERS



Water cooler Frigomix S3 M

PA11EL018

TECHNICAL DATA

	FRIGOMIX S3 M
Input voltage	400V
Power	0,22kW
Application	MIG TIG
Water flow	200lts/h
Dimensions (HxWxL)	240x260x690
Weight	20kg
Deposit capacity	5l

DESCRIPTION

Water cooler for TIG or MIG/MAG torches with input with a 400V Harting plug. Suitable for integration with Electrex MIG/MAG MULTI BASIC and with Electrex AC/DC TIG (TP AC/DC) three phased machines and any water cooled TIG welding torch. Modular design.



FRIGOMIX S3 V

Watch the video Frigomix S3V Electrex.



MIG/MAG ACCESSORIES

MIG/MAG torches

MIG torch 15



Wire diameter:
Ø 0,6-1,0mm

CO2: 60% 180A
Mixed gas: 60% 150A

Torch 3m	CC107207
Torch 4m	CC107208

MIG torch 25



Wire diameter:
Ø 0,8-1,2mm

CO2: 60% 230A
Mixed gas: 60% 200A

Torch 3m	CC107209
Torch 4m	CC107210

MIG torch 36



Wire diameter:
Ø 0,8-1,2mm

CO2: 60% 320A
Mixed gas: 60% 290A

Torch 3m	CC107211
Torch 4m	CC107212

DIGIMIG torch 36



Wire diameter:
Ø 0,8-1,2mm

CO2: 60% 320A
Mixed gas: 60% 290A

Torch 3m	CC108734
Torch 4m	CC108735

MIG torch 501W



Wire diameter:
Ø 1,0-1,6mm

CO2: 60% 500A
Mixed gas: 60% 450A

Torch 3m	CC107215
Torch 4m	CC107216

DIGIMIG torch 501W



Wire diameter:
Ø 1,0-1,6mm

CO2: 60% 500A
Mixed gas: 60% 450A

Torch 3m	CC108732
Torch 4m	CC108733

MIG torch 605W



Wire diameter:
Ø 0,8-1,2mm

CO2: 100% 600A
Mixed gas: 100% 550A
Pulse: 100% 450A

Torch 4m	CC108101
----------	----------

MIG torch Push-Pull

Wire diameter:
Ø 0,8-1,2mm

36 Push-Pull
CO2: 60% 300A
Mixed gas: 60% 270A

Wire diameter:
Ø 1,0-1,6mm

401W Push-Pull
CO2: 60% 500A
Mixed gas: 60% 450A

Torch 36 Push-Pull 8m	CC109976
Torch 401W Push-Pull 8m	CC108097

Torch TBi MOG 70



Wire diameter:
Ø 1,6-3,2mm

60% 430A

Torch 3TBi MOG 70	CC105349
-------------------	----------

Contact tips



	REF.
Contact tip M6X6X0,6mm	CC1015A031061
Contact tip M6X6X0,8mm	CC1015A031062
Contact tip M6X6X1,0mm	CC1015A031063
Contact tip M6X8X0,8mm	CC1000A031062
Contact tip M6X8X1,0mm	CC1000A031063
Contact tip M6X8X1,2mm	CC1000A031064
Contact tip M6X8X1,6mm	CC1000A031065
Contact tip M8X10X0,8mm	CC1000A031082
Contact tip M8X10X1,0mm	CC1000A031083
Contact tip M8X10X1,2mm	CC1000A031084
Contact tip M8X10X1,6mm	CC1000A031085
Contact tip M8X10X2,0mm	CC1000A031086
Contact tip M8X10X2,4mm	CC1000A031087
Contact tip M6X8X0,8mm CuCrZr	CC1000A032062
Contact tip M6X8X1,0mm CuCrZr	CC1000A032063
Contact tip M6X8X1,2mm CuCrZr	CC1000A032064
Contact tip M8X10X0,8mm CuCrZr	CC1000A032082
Contact tip M8X10X1,0mm CuCrZr	CC1000A032083
Contact tip M8X10X1,2mm CuCrZr	CC1000A032084
Contact tip M8X10X1,6mm CuCrZr	CC1000A032085
Contact tip M8X10X2,4mm CuCrZr	CC1000A032087
Contact tip M10X12X1,2mm CuCrZr	CC108106
Contact tip M10X12X1,6mm CuCrZr	CC1000A032105
Contact tip M10X12X2,4mm CuCrZr	CC1000A032107
Contact tip M10X12X3,2mm CuCrZr	CC1000A032108

MIG/MAG ACCESSORIES

Nozzles



	REF.
Conical nozzle 15	CC1015A040001
Cylindrical nozzle 15	CC1015A040002
Bottle nozzle 15	CC1015A040003
Spot nozzle 15	CC1015A040004
Nozzle spring 15	CC1015A150000
Conical nozzle 24	CC1024A040001
Bottle nozzle 24	CC1024A0003
Conical nozzle 25	CC1025A040001
Cylindrical nozzle 25	CC1025A040002
Bottle nozzle 25	CC1025A040003
Spot nozzle 25	CC1025A040004
Nozzle spring 25	CC1025A150000
Conical nozzle 36	CC1036A040001
Cylindrical nozzle 36	CC1036A040002
Conical nozzle 40	CC1040A040001
Conical nozzle 501	CC1501A040001
Conical nozzle 605	CC108105
Nozzle adaptor 605	CC108102

Diffusers / Contact tip holders




	REF.
Right thread diffuser 15	CC1015A07200D
Left thread diffuser 15	CC1015A07200E
Ceramic diffuser 24	CC1024A07400A
Contact tip holder 24 M6	CC1024A250M06
Diffuser 25 M6	CC1025A07100D
Diffuser 25 M8	CC100285
Diffuser 36	CC1036A07300A
Ceramic diffuser 36	CC1036A07400A
Contact tip holder 36 M6	CC1036A250M06
Contact tip holder 36 M8	CC1036A250M08
Diffuser 40	CC1040A07300A
Ceramic diffuser 40	CC1040A07400A
Contact tip holder 40 M8	CC1040A250M08
Diffuser 501	CC1501A07300A
Ceramic diffuser 501	CC1501A07400A
Contact tip holder 501 M6	CC1501A250M06
Contact tip holder 501 M8	CC1501A250M08
Diffuser HP 605	CC108104
Contact tip holder 605	CC108103
Contact tip holder M10 MOG 70	CC105351
Insulator swan neck 501W	CC1401A130001

Swan necks



	REF.
Swan neck 15	CC1015A1401D0
Swan neck 24	CC1024A1401D0
Swan neck 25	CC1025A1401D0
Swan neck 36	CC1036A1401D0
Swan neck 36 automatic 45°	CC100587
Swan neck 36 straight automatic	CC1036A1402D0
Swan neck 40	CC1040A1401D0
Swan neck 501 ELECTREX	CC108153
Swan neck 501 45° automatic	CC101020
Swan neck 501 straight automatic	CC105444
Swan neck 605	CC108757
Swan neck push-pull 36 45°	CC109984
Swan neck push-pull 36 straight	CC109985
Swan neck push-pull 401 45°	CC109986
Swan neck push-pull 401 straight	CC108098
Swan neck MOG 70	CC105350
Straight automatic handle	CC1000A200003

Liners



	REF.
Steel liner 0,6-0,8mm 3m	CC1000A021083
Steel liner 0,6-0,8mm 4m	CC1000A021084
Steel liner 0,6-0,8mm 5m	CC1000A021085
Steel liner 1,0-1,2mm 3m	CC1000A021123
Steel liner 1,0-1,2mm 4m	CC1000A021124
Steel liner 1,0-1,2mm 5m	CC1000A021125
Steel liner 1,2-1,6mm 3m	CC1000A021163
Steel liner 1,2-1,6mm 4m	CC1000A021164
Steel liner 1,2-1,6mm 5m	CC1000A021165
Steel liner 2,0-2,4mm 3m	CC1000A021243
Steel liner 2,0-2,4mm 4m	CC1000A021244
Steel liner 2,8-3,2mm 3m	CC1000A021323
Steel liner 2,0-2,4mm 3m MOG 70	CC105352
Steel liner 2,8-3,2mm 3m MOG 70	CC106511
Teflon liner 0,8-1,0mm 3m	CC102379
Teflon liner 0,8-1,0mm 4m	CC102380
Teflon liner 0,8-1,0mm 5m	CC102381
Teflon liner 1,0-1,2mm 3m	CC1000A022123
Teflon liner 1,0-1,2mm 4m	CC1000A022124

MIG/MAG ACCESSORIES

	REF.
Teflon liner 1,0-1,2mm 5m	CC1000A022125
Teflon liner 1,2-1,6mm 3m	CC1000A022163
Teflon liner 1,2-1,6mm 4m	CC1000A022164
Teflon liner 1,2-1,6mm 5m	CC1000A022165
Spring for teflon liner 1,2mm	CC103870
Spring for teflon liner 1,6mm	CC108439


Sprays



	REF.
Anti spatter paste 250ml	CO7MELP0180
Anti spatter spray 400ml	CO7MELS0400
Penetrating spray 12/34 400ml	CC102021
Zinc spray	CC105487
White revealing spray	CC100918
Penetrating spray	CC100919
Solvent and cleaner spray	CC103174
Stainless steel spray 400ml	CC1000036
Stainless steel weld cleaning gel 2Kg	CC100652
Stainless steel weld soft cleaning gel 2Kg	CC109173
Stainless steel cleaning gel brush	CC1010122

Other MIG/MAG accessories

	REF.
Small wire spool adaptor	CC4000A160001
Coil adaptor 300mm (15kg)	CC4000A160002
Coil wire adaptor 25kg	CO105585
Complete reel hub	CO104292
Complete reel hub 25kg	CO105270
Wire coil protection	CO108651
MIG plier 12-15	CC100276
Magnetic holder for MIG torch	CC102969



TIG ACCESSORIES

TIG torches

TIG torch 17V



DC: 35% 150A
AC: 35% 105A

Torch 4m	CC108751
Torch 8m	CC108752

TIG torch 26V



DC: 35% 180A
AC: 35% 125A

Torch 4m	CC108120
Torch 8m	CC108753

TIG torch 9



DC: 35% 125A
AC: 35% 90A

Torch 4m	CC107200
Torch 8m	CC108121

TIG torch 17



DC: 35% 150A
AC: 35% 105A

Torch 4m	CC107201
Torch 8m	CC107202

TIG torch 26



DC: 35% 180A
AC: 35% 125A

Torch 4m	CC107203
Torch 8m	CC107204

TIG torch 20W



DC: 100% 225A
AC: 100% 160A

Torch 4m	CC108754
Torch 8m	CC108119

TIG torch 18W



DC: 100% 380A
AC: 100% 275A

Torch 4m	CC107205
Torch 8m	CC107206

TIG torch 24W



DC: 100% 180A
AC: 100% 125A

Torch 4m	CC108755
----------	----------

TIG torch Coldwire



26 Coldwire
35%: 150A
18W Coldwire
100%: 380A

Torch 26 Coldwire 4m	PA107921
Torch 18W Coldwire 4m	PA107922

Torch Auto TIG WP 27A



DC: 60% 500A
AC: 60% 300A

Torch 4m	CC104256
Torch 8m	CC104257

Torch Auto TIG WP 27B




DC: 60% 500A
AC: 60% 300A

Torch 4m	CC104258
Torch 8m	CC104259

TIG ACCESSORIES

Tig torch head bodies



	REF.
Tig torch head body 9	CC103668
Tig torch head body 9F	CC111343
Tig torch head body 17	CC2017A020S00
Tig torch head body 17V	CC2017A020V00
Tig torch head body 17F	CC100650
Tig torch head body 18	CC2018A020S00
Tig torch head body 18F	CC108261
Tig torch head body 20	CC2020A020S00
Tig torch head body 26	CC2026A020S00
Tig torch head body 26F	CC100810
Tig torch head body 26V	CC2026A020V00
Tig torch head body 26VF	CC108312

TIG torches switches



	REF.
ELECTREX standard switch	CC108093
ELECTREX lever switch	CC109995
ELECTREX potentiometer switch	CC108096
ELECTREX 3 button switch	CC108094
ELECTREX 4 button switch	CC108095

TIG torches back caps



	REF.
Long back cap 57Y02	CC2G05A140L00
Long back cap 41V24	CC2G07A140L00
Medium back cap 41V35	CC2G07A140M00
Medium back cap 300M	CC107863
Short back cap 41V33	CC2G07A140C00
Short back cap 57Y04	CC2G05A140C00
Tig torch head body insulator 18CG	CC2G05A060000
Gas lens insulator 54N01	CC101398
Gas lens insulator 54N63	CC2G05A060001
Insulator 18-7	CC102950
Insulator 17GLF20 Stubby	CC108358
Insulator 18CG20 Stubby	CC108357
Insulator 598892 9/20	CC106432
Insulator TIG torch auto 57N56	CC111066

Gas lens bodies



	REF.
Gas lens body 1,0mm 45V24	CC2G05A101000
Gas lens body 1,0mm 45V42	CC2G07A101000
Gas lens body 1,6mm 45V25	CC2G05A101600
Gas lens body 1,6mm 45V43	CC2G07A101600
Gas lens body 1,6mm 45V43L Stubby	CC108352
Gas lens body 2,4mm 45V26	CC2G05A102400
Gas lens body 2,4mm 45V64	CC2G05A102401
Gas lens body 2,4mm 45V44	CC2G07A102400
Gas lens body 2,4mm 45V44L Stubby	CC108353
Gas lens body 2,4mm 49V24	CC111070
Gas lens body 3,2mm 45V27	CC2G05A103200
Gas lens body 3,2mm 45V45	CC2G07A103200
Gas lens body 3,2mm 49V25	CC111069
Gas lens body 4,0mm 45V28	CC2G05A104000

Collets



	REF.
Collet 1,0mm 17/18/26 10N22	CC2G05A071000
Collet 1,0mm 9/20/25 13N21	CC2G04A071000
Collet 1,0mm 24/24W 53N16	CC2G03A071000
Collet 1,6mm 17/18/26 10N23	CC2G05A071600
Collet 1,6mm 9/20/25 13N22	CC2G04A071600
Collet 1,6mm 24/24W 53N14	CC2G03A071600
Collet 1,6mm 17/18/26 10N23S Stubby	CC108354
Collet 1,6mm 17/18/26 13N22 Stubby	CC108955
Collet 2,0mm 17/18/26 10N26	CC2G05A072000
Collet 2,4mm 17/18/26 10N24	CC2G05A072400
Collet 2,4mm 9/20/25 13N23	CC2G04A072400
Collet 2,4mm 24/24W 24C332	CC2G03A072400
Collet 2,4mm 17/18/26 10N24S Stubby	CC108355
Collet 2,4mm 17/18/26 13N23 Stubby	CC108956
Collet 2,4mm 57N47	CC111072
Collet 3,2mm 17/18/26 10N25	CC2G05A073200
Collet 3,2mm 9/20/25 13N24	CC2G04A073200
Collet 3,2mm 57N48	CC111071
Collet 4,0mm 17/18/26 54N20	CC2G05A074000

TIG ACCESSORIES

Collet bodies



	REF.
Collet body 1,0mm 17/18/26 10N30	CC2G05A091000
Collet body 1,0mm 9/20/25 13N26	CC2G04A091000
Collet body 1,0mm 24/24W 53N18	CC2G03A091000
Collet body 1,6mm 17/18/26 10N31	CC2G05A091600
Collet body 1,6mm 9/20/25 13N27	CC2G04A091600
Collet body 1,6mm 24/24W 53N19	CC2G03A091600
Collet body 2,0mm 17/18/26 10N31M	CC2G05A092000
Collet body 2,4mm 17/18/26 10N32	CC2G05A092400
Collet body 2,4mm 9/20/25 13N28	CC2G04A092400
Collet body 2,4mm 24/24W 24CB332	CC2G03A092400
Collet body 3,2mm 17/18/26 10N28	CC2G05A093200
Collet body 3,2mm 9/20/25 13N29	CC2G04A093200
Collet body Stubby 17CB20 3,5mm	CC108356
Collet body 4,0mm 17/18/26 406488	CC2G05A094000


Ceramic cups



	REF.
Ceramic cup 6,4mm 17/18/26 10N50 # 4	CC2G05A0111A0
Ceramic cup 6,4mm 9/20/25 13N08 # 4	CC2G04A0111A0
Ceramic cup 6,4mm 24/24W 53N24 # 4	CC2G03A0111A0
Ceramic cup 8,0mm 17/18/26 10N49 # 5	CC2G05A0111C0
Ceramic cup 8,0mm 9/20/25 13N09 # 5	CC2G04A0111C0
Ceramic cup 8,0mm 24/24W 53N25 # 5	CC2G03A0111C0
Ceramic cup long 10N49L # 5	CC110209
Ceramic cup 9,8mm 17/18/26 10N48 # 6	CC2G05A0111E0
Ceramic cup 9,8mm 9/20/25 13N10 # 6	CC2G04A0111E0
Ceramic cup 9,8mm 24/24W 53N27 # 6	CC2G03A0111E0
Ceramic cup long 10N48L # 6	CC110210
Ceramic cup 11,2mm 17/18/26 10N47 # 7	CC2G05A0111F0
Ceramic cup 11,2mm 9/20/25 13N11 # 7	CC2G04A0111F0
Ceramic cup long 10N47L # 7	CC110211
Ceramic cup 12,7mm 17/18/26 10N46 # 8	CC2G05A0111G0
Ceramic cup 12,7mm 9/20/25 13N12 # 8	CC2G04A0111G0
Ceramic cup 15,7mm 17/18/26 10N45 # 10	CC2G05A0111H0
Ceramic cup 15,7mm 9/20/25 13N13 # 10	CC2G04A0111H0
Ceramic cup 19,0mm 9/20/25 13N09 # 12	CC2G05A0111J0
Gas lens ceramic cup 6,4mm 9/20/24/25 53N58 # 4	CC2G07A0112A0
Gas lens ceramic cup 8,0mm 17/18/26 54N17 # 5	CC2G05A0112C0
Gas lens ceramic cup 8,0mm 9/20/24/25 53N59 # 5	CC2G07A0112C0
Gas lens ceramic cup long 8,0mm 54N17L # 5	CC110207
Gas lens ceramic cup 9,8mm 17/18/26 54N16 # 6	CC2G05A0112E0
Gas lens ceramic cup 9,8mm 9/20/24/25 53N60 # 6	CC2G07A0112D0
Gas lens ceramic cup long 9,8mm 54N16L # 6	CC101292
Gas lens ceramic cup 11,2mm 17/18/26 54N15 # 7	CC2G05A0112F0
Gas lens ceramic cup 11,2mm 9/20/24/25 53N61 # 7	CC2G07A0112F0
Gas lens ceramic cup long 11,2mm 54N15L # 7	CC110208
Ceramic cup gas lens 12,7mm 17/18/26 54N14 # 8	CC2G05A0112G0
Ceramic cup gas lens 12,7mm 9/20/24/25 53N61S # 8	CC2G07A0112G0
Gas lens ceramic cup Jumbo 12,7mm 57N74 # 8	CC2G05A0114G0
Gas lens ceramic cup 15,7mm 17/18/26 53N88 # 10	CC2G05A0114H0
Ceramic cup gas lens 17,2mm 17/18/26 54N19 # 11	CC2G05A0112I0
Ceramic cup gas lens 19,0mm 17/18/26 53N87 # 12	CC103339

TIG ACCESSORIES

TIG electrodes




	REF.
Electrode W 2% Thorium 0,8mm 150mm	■ CC2000A042081
Electrode W 2% Thorium 1,0mm 150mm	■ CC2000A042101
Electrode W 2% Thorium 1,2mm 150mm	■ CC2000A042121
Electrode W 2% Thorium 1,6mm 150mm	■ CC2000A042161
Electrode W 2% Thorium 2,0mm 150mm	■ CC2000A042201
Electrode W 2% Thorium 2,4mm 150mm	■ CC2000A042241
Electrode W 2% Thorium 3,2mm 150mm	■ CC2000A042321
Electrode W 2% Thorium 4,0mm 150mm	■ CC2000A042401
Electrode W 2% Cerium 1,6mm 150mm	■ CC101012
Electrode W 2% Cerium 2,0mm 150mm	■ CC101013
Electrode W 2% Cerium 2,4mm 150mm	■ CC101090
Electrode W 2% Cerium 3,2mm 150mm	■ CC103332
Electrode W pure 1,6mm 150mm	■ CC2000A041161
Electrode W pure 2,4mm 150mm	■ CC2000A041241
Electrode W pure 3,2mm 150mm	■ CC2000A041321
Electrode W 2% La pure 1,6mm 150mm	■ CC101174
Electrode W 2% La pure 2,4mm 150mm	■ CC101175
Electrode W 2% La pure 3,2mm 150mm	■ CC103762
Electrode W 1% Zirconium 1,6mm 150mm	□ CC103333
Electrode W 1% Zirconium 2,4mm 150mm	□ CC103334
Electrode W 1% Zirconium 3,2mm 150mm	□ CC103335
Electrode W 1,5% Lanthanum 1,6mm 150mm	■ CC107872
Electrode W 1,5% Lanthanum 2,4mm 150mm	■ CC107873

Other TIG accessories

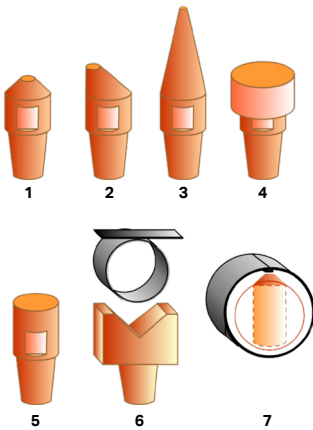
	REF.
Magnetic TIG torch holder	CC102968

Arms



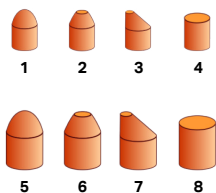
	REF.
Arm THi 450mm	PFB340450NS
Arm THi 450mm tube	PFB340450TS
Arm THi 600mm	PFB340600NS
Arm THi 750mm	PFB340750NS
Arm THi 900mm	PFB340900NS

Spot welding electrodes



	REF.
Standard electrode 20X47 CuCrZr(1)	PFH7L12010C04700
Standard electrode 20X47 CuCo2Be (1)	PFH7J12010C04700
Eccentric electrode 20X50 (2)	PFH7L22010C05007
Long electrode 20X90 (3)	PFH7L12010C09000
Long electrode 20X90 CuCo2Be (3)	PF104172
Long electrode 20X110 (3)	PF102318
Rotula electrode 13/27 (4)	CC107393
Rotula electrode 20X50 (4)	CC4000A19R205030
Plain electrode 20X50 (5)	PF102836
Electrode 20X50 diam. 6-11mm (5)	PF104086
External pipe electrode 30X50X7,5 water cooled (6)	PFH7L60010C07400
Internal pipe electrode 25X50 min. 60mm diam. (7)	PFH7L32510C05000
Internal pipe electrode 25X50 CuCo2Be (7)	PF105071

Capsule electrodes



	REF.
Capsule electrode D-13 (1)	CO100436
Capsule electrode L-13 (2)	CC100891
Capsule electrode K-13 (3)	CC100892
Capsule electrode M-13 (4)	CC100893
Capsule electrode A-16 (5)	CO9SE11610C105
Capsule electrode B-16 (6)	CO9SG11610C105
Capsule electrode E-16 (7)	CO9SD11610C105
Capsule electrode N-16 (8)	CO9SN11610C105

SPOT ACCESSORIES

Electrode holders




	REF.
Electrode holder 25X60 1/8 cpl	PFJ2Q0600250255C
Electrode holder 25X190 1/8 cpl	PFJ2Q1900250255C
Electrode holder 25X320 1/8 cpl	PFJ2Q3200250255C
Electrode holder 25X380 1/8 cpl	PFJ2Q3800250255C
Electrode holder capsule 20X50X13	PF102943
Electrode holder capsule 20X50X16	PFJ2X0500200200S

Cooling pipes



	REF.
Cooling pipe 5X8mm red	MP041208000150C1
Cooling pipe 5X8mm blue	MP041208000150C2
ELECTREX cooling pipe 6mm red	MP101607
ELECTREX cooling pipe 6mm blue	MP104543

Other spot accessories



	REF.
Electrode holder support d25X80mm	CC100084
Electrode holder support d25X190mm	CC100085
Electrode holder d19X125X42,5mm	CC100086
Electrode holder d19X125X55mm	CC100087
Electrode holder d19X112X19mm	CC101304
Electrode holder d19X150X29,5mm	CC101305
Electrode holder d19X250X19,5mm	CC101410
Electrode holder d16X200X29,5mm	CC104075
Electrode holder (capsules) cone 16	CC103257
Electrode holder (capsules) cone 13	CC101510
Water cooling head 35-3/8G-1/8" cpl	PF103319

Cutting / welding torches

Welding torch OX 501 with 5 tips



Torch CC100053

Cutting torch G1 type



Torch CC104221

Cutting tips G1 type



	REF.
Cutting tip G1-A 7/10 3-10mm	CC102123
Cutting tip G1-A 10/10 10-25mm	CC102153
Cutting tip G1-A 12/10 25-50mm	CC102147
Cutting tip G1-A 16/10 50-80mm	CC102149
Cutting tip G1-A 20/10 80-120mm	CC102151
Cutting tip G1-A 25/10 120-200mm	CC102152
Cutting tip G1-P 7/10 3-10mm	CC104226
Cutting tip G1-P 10/10 10-25mm	CC102150
Cutting tip G1-P 12/10 25-50mm	CC104227
Cutting tip G1-P 16/10 50-80mm	CC104228
Cutting tip G1-P 20/10 80-120mm	CC104229
Cutting tip G1-P 25/10 120-200mm	CC104230

Cutting tips AMNE/PMNE



	REF.
Cutting tip 6-20 mm ANME 3/64	CC100007
Cutting tip 20-75 mm ANME 1/16	CC100008
Cutting tip 75-125 mm ANME 5/64	CC100009
Cutting tip 125-175 mm ANME 3/32	CC100010
Cutting tip 6-20 mm PNME 3/64	CC100013
Cutting tip 20-75 mm PNME 1/16	CC100014
Cutting tip 75-125 mm PNME 5/64	CC100015
Cutting tip 125-175 mm PNME 3/32	CC100016

OXI-FUEL ACCESSORIES

Gas regulators



	REF.
Oxygen pressure regulator ELECTREX	CC108304
Acetylene pressure regulator ELECTREX	CC108303

Flash back arrestors



	REF.
Pressure regulator flashback arrestor for acetylene	CC100049
Pressure regulator flashback arrestor for oxygene	CC100050
Hose flashback arrestor for acetylene	CC111147
Hose flashback arrestor for oxygene	CC111148

Safety equipment



	REF.
Welding gloves 5/35 (1)	CC4006A072535
Welding gloves TIG (2)	CC111494
Welding gloves MIG (3)	CC111491
Welding gloves MIG high temperature (4)	CC111495
Welding gaiters (5)	CC4006A110001
Welding sleeves (6)	CC100275
Welding apron (7)	CC4006A150001
Welding coat (8)	CC104262
Welding hood (9)	CC102881
Orange curtain 1800X1300 (10)	CC4006P1418C1L
Green curtain 1800X1300 (11)	CC103897
Orange curtain 4 strips 1800X570mm (12)	CC4006P1418B2L
Orange curtain 5 strips 1800X465mm (13)	CC4006P1418A1L
Curatin suspension structure (14)	PA103349
Curtain suspension ring (15)	CC4000P021040

PLASMA ACCESSORIES

TECMO torch

Plasma torch PT60



Plasma torch PT100



Plasma torch PTM100



Plasma torch

CC105807

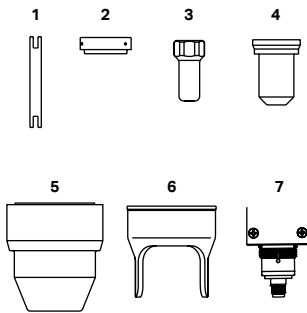
Plasma torch

CC105773

Plasma torch

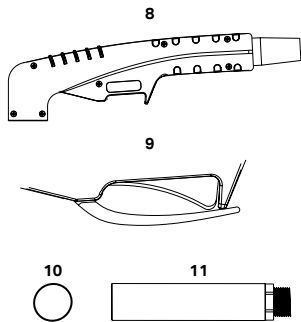
CC111993

Torch accessories TECMO



	REF.
Air flow regulator PT100 (1)	CC105112
Air diffuser PT60 (2)	CC105104
Air diffuser PT100 (2)	CC105110
Electrode PT60 (3)	CC105105
Electrode PT100 (3)	CC105111
Cutting tip 0,65mm (4)	CC105816
Cutting tip 0,80mm (4)	CC105815
Cutting tip 0,90mm (4)	CC105103
Cutting tip 1,00mm (4)	CC106882
Cutting tip 1,40mm PT100 (4)	CC105108
Cutting tip 1,50mm PT100 (4)	CC105109
Nozzle PT60 (5)	CC105101
Nozzle PT100 (5)	CC105106
2 pin spacer PT60 (6)	CC105102
2 pin spacer PT100 (6)	CC105107
Plasma cutting torch body PT60 (7)	CC105808

PLASMA ACCESSORIES



	REF.
Plasma cutting torch body PT100 (7)	CC105810
Plasma cutting torch body PTM100 (7)	CC111994
Handle PT60 (8)	CC105811
Handle PT100 (8)	CC105812
Torch switch PT60 (9)	CC105814
Torch switch PT100 (9)	CC105814
Oring PTM100 (10)	CC111995
Fiberglass positioning tube PTM100 (11)	CC111996

TRAFIMET torch

Plasma torch A101

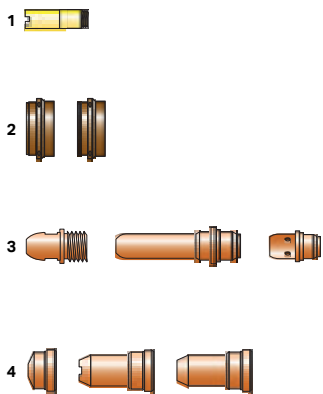


Plasma torch A151




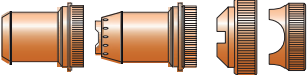






A101	CC3101C131061	A151	CC3151C131061
A101 automatic	CC107916	A151 automatic	CC3150C132062

Torch accessories TRAFIMET




	REF.
Air flow regulator FH562 A101 (1)	CC3100C120000
Air flow regulator FH563 A151 (1)	CC3150C120000
Air diffuser PE101 A101 (2)	CC3000C040003
Air diffuser PE103 A151 (2)	CC3000C040004
Standard electrode PR101 A101 (3)	CC3000C060000
Standard electrode PR111 A151 (3)	CC3145C060000
Long electrode PR116 A101 (3)	CC3000C060001
Long electrode PR116 (3)	CC3000C060001
Cutting tip PD101 1,10mm A101 (4)	CC3000C010111
Cutting tip PD101 1,40mm A101 (4)	CC3000C010141
Cutting tip PD109 1,40mm A151 (4)	CC3145C010141
Cutting tip PD109 1,60mm A151 (4)	CC3145C010161
Cutting tip PD101 1,70mm A101 (4)	CC3000C010171
Cutting tip PD109 1,80mm A151 (4)	CC3145C010181

PLASMA ACCESSORIES

		REF.	
5		Cutting tip PD101 1,90mm A101 (4)	CC3000C010191
		Long cutting tip PD117 1,40mm A101/151 (4)	CC3000C010143
		Long cutting tip PD117 1,70mm A101/151 (4)	CC3000C010173
		Long cutting tip PD117 1,90mm A101/151 (4)	CC3000C010193
6		Standard nozzle PC109 A101 (5)	CC3090C020003
		Standard nozzle PC120 A151 (5)	CC104561
		Standard nozzle PC101 A151 (5)	CC3140C020003
		Contact cutting nozzle PC130 A101 (5)	CC3100C020004
		Contact cutting nozzle PC103 A151 (5)	CC3140C020004
		Spacer ring CV11 A101/151	CC3000C050001
		Long contact spacer CV09 A101/151 (6)	CC3000C050005
		Long contact spacer CV1105 A101/151 (6)	CC104560
		Spacer CV0014 A101/151 (6)	CC102556
		Spacer CV0039 A101/151 (6)	CC102555
7		Rotating spacer CV21 A101/151 (6)	CC3000C050004
8		Cutting guide 500mm for circle cutting	PF100793
		Cutting guide center pin for circle cutting	PF100794
9		Plasma cutting torch body A101 (7)	CC3100C030001
		Plasma cutting torch body A151 (7)	CC3150C030001
		Plasma cutting torch body A151 automatic (7)	CC100483
		Plasma cutting torch body A101 automatic (7)	CC3100H030002
		O'ring Plasma cutting torch body A101/151 (8)	CC104559
10		Handle A101/151 (9)	CC100437
		Torch switch A101/151 (10)	CC1000C120002

ELECTREX SERVICE



TECHNICAL ASSISTANCE

We have a specialized technical team at your disposal, with approved repair procedures and with original Electrex spare parts.



WARRANTY

Our equipment is manufactured with rigorous production processes and tested to operate under the most demanding conditions, guaranteeing its reliability and durability.




DO YOU HAVE TECHNICAL QUESTIONS?


At Electrex we are always available to listen and answer the needs of our customers as soon as possible. Use our fast **Skype** and **WhatsApp** communication channels to solve your questions or technical difficulties.


Rui Filipe Matos:

 [ruiffmatos](#)

 (+351) 916 288 342

Rui Matos:

 [rmatos_52](#)

 (+351) 961 218 987

Luciano Santos:

 [acorreia_12](#)

 (+351) 961 939 968



● Distribution points

📍 Electrex Portugal

ELECTREX - João R. Matos S.A.
Rua do Viso - Santa Joana
3810-375 Aveiro | PORTUGAL

Telf: (+351) 234 313 433
Fax: (+351) 234 313 024

info@electrexwelding.com
www.electrexwelding.com



WELDING SINCE 1946

ELECTREX - João R. Matos S.A.
Rua do Viso - Santa Joana
3810-375 Aveiro | PORTUGAL

Telf: (+351) 234 313 433
Fax: (+351) 234 313 024



info@electrexwelding.com
www.electrexwelding.com

